



Monitoring and Evaluation Framework of Sustainable Development Goals (SDGs): Bangladesh Perspective



General Economics Division (GED)

(Making Growth Work for the Poor)

Planning Commission

Ministry of Planning

Government of the People's Republic of Bangladesh

March 2018

MONITORING AND EVALUATION FRAMEWORK OF SUSTAINABLE DEVELOPMENT GOALS (SDGs): BANGLADESH PERSPECTIVE



General Economics Division (GED)
(Making Growth Work for the Poor)
Planning Commission
Ministry of Planning
Government of the People's Republic of Bangladesh
March 2018



MONITORING AND EVALUATION FRAMEWORK OF SUSTAINABLE DEVELOPMENT GOALS (SDGs): BANGLADESH PERSPECTIVE

First Published : March 2018

Prepared and Published by General Economics Division,
Bangladesh Planning Commission

This document is printed with the financial support from “Engaging with Institutions (EI), IP Project”, UNDP Bangladesh.

Copyright © General Economics Division, Bangladesh Planning Commission, Sher-E-Bangla Nagar, Block-14, Dhaka – 1207

Copies Printed : 1500

Designed by
Godhooli Printing & Packaging Ltd.
110 Fakirapool (5th Floor), Dhaka – 1000

Printed by
Turtle
67/D, Green Road, Dhaka
+880 1925 865 364



A H M Mustafa Kamal, FCA, MP
Minister
Ministry of Planning
Government of the People's Republic of Bangladesh

Message

I would like to take the opportunity to congratulate the General Economics Division (GED) of Bangladesh Planning Commission for successful preparation of 'Monitoring and Evaluation (M&E) Framework of Sustainable Development Goals (SDGs): Bangladesh Perspective,' that will be used for the next 13 years to track the progress of implementation and achievement of SDGs in Bangladesh.

The Government of Bangladesh along with other UN Member States formally adopted the all-encompassing Sustainable Development Goals (SDGs) – widely referred as Agenda 2030 for Sustainable Development - to combat poverty in all its forms, inequality and reducing climate change adverse impact on 25 September 2015 at the 70th UN General Assembly.

Bangladesh has completed almost all preparatory works for SDGs implementation including alignment of the global development agenda with the 7th Five Year Plan, Mapping of Ministries by goals and targets, Data Gap Analysis, SDGs Financing and Bangladesh Voluntary National Review 2017. It has now become imperative to move forward for performance appraisal of SDGs implementation as two years have already passed by since the official adoption of the SDGs. Therefore, development of the SDGs Monitoring and Evaluation Framework was warranted not only for monitoring the progress of implementation but also for preparing evaluation reports as well.

I like to thank the team GED for their efforts in preparing this analytical framework based on selected indicators of SDGs. I would also like to offer thanks to various Ministries/Divisions/Agencies for providing support in development of the monitoring and evaluation framework.

I hope this Framework will play the role of progress tracker for measuring the achievements of SDGs through future performance evaluation reports.

(A H M Mustafa Kamal, FCA, MP)





M. A. Mannan, MP

State Minister

Ministry of Finance and Ministry of Planning
Government of the People's Republic of Bangladesh

Message



I am immensely pleased to be informed that the General Economics Division (GED) of Bangladesh Planning Commission has prepared the 'Monitoring and Evaluation (M&E) Framework of Sustainable Development Goals (SDGs): Bangladesh Perspective,' the tool for tracking progress of implementation of the SDGs in our country.

Bangladesh has been recognized by international community for its remarkable success in Millennium Development Goals (MDGs) implementation. As an early starter for SDGs implementation, the process of mainstreaming of SDGs in the national context was initiated by aligning the SDGs into the national development plan. The 'Mapping of Ministries for SDGs Implementation' was an exercise to identify the role and responsibilities of government ministries/divisions in implementation of SDGs. In line with that the M&E Framework of SDGs will lay a solid foundation for progress monitoring as well as recommendation for implementation of SDGs in orderly manner. This would help to make long term development of strategies and arrange resources for systematic implementation of action plan for 2030 global agenda.

I would like to take this opportunity to thank the GED officials for their initiative and efforts in preparing and finalization of this framework. I also would like to offer thanks to various Ministries/ Divisions/Agencies for providing their proactive support to finalize this framework.

(M. A. Mannan, MP)



Md. Abul Kalam Azad
Principal Coordinator (SDGs Affairs)
Prime Minister's Office
Government of the People's Republic of Bangladesh

Message

I am delighted to learn that General Economics Division (GED) of Planning Commission is going to publish the analytical framework titled 'Monitoring and Evaluation (M&E) Framework of Sustainable Development Goals (SDGs): Bangladesh Perspective'.

For establishing a robust follow-up and review mechanism for the implementation of the 2030 Agenda for Sustainable Development, a monitoring framework of indicators and statistical data is necessary to be designed to monitor progress, inform policy makers of the progress and ensure accountability of all stakeholders. This national monitoring system is the most important element of monitoring and will rely on nationally defined sets of indicators. National ownership at all levels of the SDGs is also critical, and national monitoring must respond to national priorities and needs.

I express my sincere gratitude to the GED of Planning Commission for discharging their duty very prudently as the secretariat of "SDGs Implementation and Monitoring Committee". I would also like to take this opportunity to thank officials and colleagues from GIU and different Ministries/Divisions and Agencies for providing their intellectual inputs to make the report complete.

I believe that this M&E Framework will be used efficiently for tracking progress of implementation of the SDGs in Bangladesh. In addition, I hope that the upcoming SDGs Action Plan will have the reflection of the targets and milestones of this M&E Framework. Lastly, I wish that Bangladesh will be a role model in implementation and attainment of the SDGs as it performed in achieving the MDGs.



(Md. Abul Kalam Azad)



Shamsul Alam

Ph.D. (Newcastle), M.A. Econs. (Thammasat)

Member (Senior Secretary)

General Economics Division

Planning Commission

A Prefatory Note

'Monitoring and Evaluation (M&E) Framework of Sustainable Development Goals (SDGs): Bangladesh Perspective' is the first results monitoring tool that Bangladesh has developed with a view to tracking the progress of implementation of the SDGs.

In order for establishing a robust follow-up and review mechanism for the implementation of the 2030 Agenda for Sustainable Development, a solid monitoring framework of indicators and statistical data was warranted to be designed to monitor progress, inform policy makers and implementers of the progress and by this ensure accountability of all stakeholders. Designing of the SDGs Monitoring Framework for Bangladesh was initiated during an inter-ministerial consultation workshop organized in December 2016. The draft of the framework was shared with all relevant ministries, divisions, agencies and national data producers thrice in order to receive feedback and inputs including benchmark figures of selected indicators for 2015.

As the structure of the framework was designed, therefore it was needed to develop the framework by inserting required data on baseline, stating targets and milestones against each indicator taken from relevant ministries, divisions, agencies and other data producing entities. In order to expedite the process of development of the SDGs Monitoring and Evaluation Framework for Bangladesh, number of consultations were organized in 2017 involving ministries, divisions, agencies, data producers and UN Data Group working in Bangladesh.

The Monitoring and Evaluation Framework of SDGs has been prepared based on the latest available indicators suggested by IAEG-SDGs. Baseline figures are collected for 127 indicators for which data is either readily or partially available in Bangladesh. The indicators for which IAEG-SDGs has not yet finalized the methodology for calculating them, the M&E Framework has not taken those in consideration at this moment. The M&E framework may be best seen as a dynamic process. Considering data and capacity limitations, the M&E process will evolve and mature over time and revisited again, if necessary. Lessons from international experience on good practices are certainly helpful in starting the process



A Prefatory Note

in the right direction, but these experiences have been tailored to the Bangladesh context and the underlying constraints reviewed. It is expected that within couple of years, the metadata for all indicators of SDGs will be available and the framework would be revisited then.

It is clear from the framework that main responsibility for data generation relies on Bangladesh Bureau of Statistics (BBS), the National Statistical Office of the Government of Bangladesh. It is responsible for generating data for 101 indicators for monitoring the progress of SDGs. However, as the NSO, BBS has to guide other data producing agencies like DoE, DGHS, BFD, NIPORT, BB, BP, DoF, DDM, DPE, BIDA, BTRC,WDB, SREDA, DPHE, DSS, BADC, FPMU, DNC, DIFE, HEU, BIWTA, BIWTC, BR, WARPO, BMET, NHRC, NBR etc. in producing authentic, reliable and quality data in timely fashion following the metadata of SDGs suggested by the IAEG-SDGs. Primary task would be to convert the partially available data into fully available data with suitable disaggregation in our country context. Moreover, BBS has to devise a framework in consultation with the relevant stakeholders how to convert administrative data into an official one having concurrence of NSO. Capacity development for NSO and other data generating agencies are also very strongly felt to come up with full-course evaluation of SDGs' performance.


Finally, let me take this opportunity, on behalf of GED, to thank our Hon'ble Planning Minister Mr A. H. M. Mustafa Kamal, FCA, MP; Hon'ble State Minister Mr M. A. Mannan, Ministry of Finance and Ministry of Planning; Mr Md. Abul Kalam Azad, Principal Coordinator (SDGs Affairs), Prime Minister's Office for their guidance, encouragement and instantaneous support in bringing out this document. Thanks are also due to my GED colleagues and the EI, IP project experts for the dedication with which they have worked hand in hand with GED to complete this innovative work. This is another milestone task GED has completed relating to SDGs.












(Shamsul Alam)



Contents

 The Process and Acknowledgements	viii
 Acronyms	ix
 Introduction to the Monitoring and Evaluation Framework of SDGs	1-6
 Goal 01: End poverty in all its forms everywhere targets	7-12
 Goal 02: End hunger, achieve food security and improved nutrition and promote sustainable agriculture targets	13-18
 Goal 03: Ensure healthy lives and promote well-being for all at all ages targets	19-28
 Goal 04: Ensure inclusive and equitable quality education and promote lifelong learning opportunities for all targets	29-38
 Goal 05: Achieve gender equality and empower all women and girls targets	39-44
 Goal 06: Ensure availability and sustainable management of water and sanitation for all targets	45-50
 Goal 07: Ensure access to affordable, reliable, sustainable and modern energy for all targets	51-54
 Goal 08: Promote sustained, inclusive and sustainable economic growth, full and productive employment and decent work for all targets	55-62

 Goal 09: Build resilient infrastructure, promote inclusive and sustainable industrialization and foster innovation targets	63-68
 Goal 10: Reduce inequality within and among countries targets	69-74
 Goal 11: Make cities and human settlements inclusive, safe, resilient and sustainable targets	75-82
 Goal 12: Ensure sustainable consumption and production patterns targets	83-88
 Goal 13: Take urgent action to combat climate change and its impacts targets	89-94
 Goal 14: Conserve and sustainably use the oceans, seas and marine resources for sustainable development targets	95-100
 Goal 15: Protect, restore and promote sustainable use of terrestrial ecosystems, sustainably manage forests, combat desertification and halt and reverse land degradation and halt biodiversity loss targets	101-108
 Goal 16: Promote peaceful and inclusive societies for sustainable development, provide access to justice for all and build effective accountable and inclusive institutions at all levels targets	109-116
 Goal 17: Strengthen the means of implementation and revitalize the global partnership for sustainable development	117-126

The Process and Acknowledgements

The Agenda 2030 calls for country led systematic follow-up and review of implementation of the Sustainable Development Goals (SDGs). In this backdrop, a strong Monitoring and Evaluation Framework of SDGs is required to provide better evidence for learning, decision making and accountability. A format for M&E Framework was primarily developed at the Poverty Analysis and Monitoring (PA&M) Wing of General Economics Division (GED) following the format of Data Gap Analysis for SDGs published by GED in January 2017. In December 2016, two-day workshop was held on the draft format and representatives from relevant ministries/divisions/data generating organizations provided feedback on the format. United Nations Data Group working in Bangladesh was requested to provide their feedback on the framework. Getting information from ministries/division, three thematic workshops were held in November 2017 taking representatives from all relevant Ministries/Divisions associated with the implementation of Sustainable Development Agenda 2030 and the data generating Government agencies, and UN data group representatives.

On 27-29 November 2017, the draft report of M&E Framework was placed for rigorous consultation with participation from the Lead and/or Co-Lead Ministry/Division and the data generating authorities, especially national statistics organization, Bangladesh Bureau of Statistics (BBS). The draft M&E framework was thoroughly reviewed and edited as per outcome of the consultation workshop. This revised report was shared with the relevant Senior Secretaries/ Secretaries of Lead/Co-Lead Ministries/Divisions in a meeting held on 23rd January 2018 with the presence of Hon'ble Planning Minister. The suggested and agreed revisions/modifications received at GED have been taken into account and revisited the report accordingly.

The GED working team acknowledges the contribution of all the SDGs focal point officials of the relevant Ministries/ Divisions and the participants of the consultations for their assistance in preparing the M&E Framework of SDGs. Mr Naquib Bin Mahub, Chief, GED and Dr Mustafizur Rahman, Joint Chief, GED deserve special thanks for their extensive contribution to support the team led by Mr Mohd. Monirul Islam, Deputy Chief, Project Manager and other specialists of the 'Engaging with Institutions (EI), IP Project' of UNDP also deserve special thanks for their efforts in arranging consultation workshop to assist preparing and printing the document. Hearty thanks to Member (Senior Secretary) Dr Shamsul Alam for editing the manuscript and for his passion, inspiration and constant guidance in bringing out this important SDGs publication.

March, 2018



Acronyms

AIDS	: Acquired Immune Deficiency Syndrome
APSC	: Annual Primary School Census (done by, DoPE, MoPME)
BADC	: Bangladesh Agricultural Development Corporation, MoA
BAEC	: Bangladesh Atomic Energy Commission
BANBEIS	: Bangladesh Bureau of Educational Information & Statistics, SHED, MoE
BARI	: Bangladesh Agriculture Research Institute, MoA
BB	: Bangladesh Bank
BBS	: Bangladesh Bureau of Statistics
BDHS	: Bangladesh Demographic and Health Survey, NIPORT, MoHFW
BERC	: Bangladesh Energy Regulatory Commission
BES	: Bangladesh Education Statistics (done by BANBEIS)
BFD	: Bangladesh Forest Department, MoEF
BFRI	: Bangladesh Fisheries Research Institute
BFRI	: Bangladesh Forests Research Institute
BGB	: Border Guard Bangladesh, Ministry of Home Affairs
BHFS	: Bangladesh Health Facility Survey (done by NIPORT)
BIDA	: Bangladesh Investment Development Authority
BIDS	: Bangladesh Institute of Development Studies
BINA	: Bangladesh Institute of Nuclear Agriculture
BIWTA	: Bangladesh Inland Water Transport Authority
BIWTC	: Bangladesh Inland Water Transport Corporation
BJRI	: Bangladesh Jute Research Institute
BMDA	: Barind Multipurpose Development Authority, MoA
BMET	: Bureau of Manpower, Employment and Training, MoLE
BMMS	: Bangladesh Maternal Mortality and Health Care Survey (done by NIPORT)
BN	: Bangladesh Navy
BOESL	: Bangladesh Overseas Employment and Services Limited
BP	: Bangladesh Police
BR	: Bangladesh Railway
BRRI	: Bangladesh Rice Research Institute
BRTA	: Bangladesh Road Transport Authority

BSRI	: Bangladesh Sugarcrop Research Institute
BSRTI	: Bangladesh Sericulture Research and Training Institute
BTC	: Bangladesh Tariff Commission, Ministry of Commerce
BTEB	: Bangladesh Technical Education Board (under TMED, MoE)
BTRC	: Bangladesh Telecommunication Regulatory Commission
BTRI	: Bangladesh Tea Research Institute
CAAB	: Civil Aviation Authority of Bangladesh
CD	: Cabinet Division
CDA	: Chittagong Development Authority
CDB	: Cotton Development Board
CDC	: Communicable Disease Control (CDC) unit of DGHS
CLU	: Child Labour Unit, Ministry of Labour and Employment
CLU	: Child Labour Unit, MoLE
CMNS	: Child and Mother Nutrition Survey (done by BBS)
CPTU	: Central Procurement Technical Unit, IMED
DAE	: Department of Agricultural Extension, MoA
DDM	: Department of Disaster Management, MoDMR
DGHS	: Directorate General of Health Services, MoHFW
DIFE	: Department of Inspection for Factories and Establishments, MoLE
DIS	: Disability Information System Database of DSS
DNC	: Department of Narcotics Control, MoHA
DoE	: Department of Environment, MoEF
DoF	: Department of Fisheries, MoFL
DoP	: Department of Prison, Ministry of Home Affairs
DPE	: Department of Primary Education, MoPME
DPHE	: Department of Public Health Engineering, LGD
DRR	: Disaster Risk Reduction
DSHE	: Directorate of Secondary and Higher Education
DSS	: Department of Social Services, MoSW
DYD	: Department of Youth Development, MoYS
EC	: Election Commission

EHS	: Education Household Survey (done by BBS)
EMRD	: Energy and Mineral Resources Division
EPI	: Expanded Programme on Immunization
ERD	: Economic Relations Division, Ministry of Finance
FAO	: Food and Agriculture Organization of United Nations
FD	: Finance Division, Ministry of Finance
FDI	: Foreign Direct Investments
FD	: Financial Institutions Division, Ministry of Finance
FIES	: Food Insecurity Experience Scale
FPMU	: Food Policy Monitoring Unit, Ministry of Food
GATS	: Global Adult Tobacco Survey
GDP	: Gross Domestic Product
GED	: General Economics Division, Planning Commission
GNI	: Gross National Income
HBRI	: Housing and Building Research Institute, Ministry of Housing and Public Works
HCU	: Hydro Carbon Unit, EMRD
HEU	: Health Economics Unit, MoHFW
HIES	: Household Income and Expenditure Survey (done by BBS)
HIV	: Human Immunodeficiency Virus
HMSS	: Health and Morbidity Status Survey (done by BBS)
ICCHL	: Impact of Climate Change on Human Life (done by BBS)
ICT	: Information and Communications Technology
ICTD	: Information and Communication Technology Division
IEA	: International Energy Agency
IEDCR	: Institute of Epidemiology, Disease Control and Research
IHR	: International Health Regulations
ILO	: International Labour Organization
IMED	: Implementation Monitoring and Evaluation Division
IMF	: International Monetary Fund
IRD	: Internal Resources Division, Ministry of Finance
JRC	: Joint Rivers Commission, MoWR

KDA	: Khulna Development Authority
LAS	: Literacy Assessment Survey (done by BBS)
LASI	: Learning Assessment of Secondary Institutions
LDCs	: Least Developed Countries
LFS	: Labour Force Survey (done by BBS)
LGD	: Local Government Division, MoLGRD&C
LGED	: Local Government Engineering Department, LGD
LJD	: Law and Justice Division
LLDCs	: Landlocked Developing Countries
LPAD	: Legislative and Parliamentary Affairs Division
MFN	: Most Favoured Nation
MICS	: Multiple Indicator Cluster Survey (done by BBS)
MIS	: Management Information System
MMR	: Maternal Mortality Ratio
MoA	: Ministry of Agriculture
MoC	: Ministry of Commerce
MoCA	: Ministry of Cultural Affairs
MoCAT	: Ministry of Civil Aviation and Tourism
MoCHTA	: Ministry of Chittagong Hill Tracts Affairs
MoD	: Ministry of Defence
MoDMR	: Ministry of Disaster Management and Relief
MoE	: Ministry of Education
MoEF	: Ministry of Environment and Forests
MoEWOE	: Ministry of Expatriates' Welfare and Overseas Employment
MoF	: Ministry of Food
MoFA	: Ministry of Foreign Affairs
MoFL	: Ministry of Fisheries and Livestock
MoHA	: Ministry of Home Affairs
MoHPW	: Ministry of Housing and Public Works
MoInd	: Ministry of Industries
MoInf	: Ministry of Information
MoL	: Ministry of Land

KDA	: Khulna Development Authority
LAS	: Literacy Assessment Survey (done by BBS)
LASI	: Learning Assessment of Secondary Institutions
LDCs	: Least Developed Countries
LFS	: Labour Force Survey (done by BBS)
LGD	: Local Government Division, MoLGRD&C
LGED	: Local Government Engineering Department, LGD
LJD	: Law and Justice Division
LLDCs	: Landlocked Developing Countries
LPAD	: Legislative and Parliamentary Affairs Division
MFN	: Most Favoured Nation
MICS	: Multiple Indicator Cluster Survey (done by BBS)
MIS	: Management Information System
MMR	: Maternal Mortality Ratio
MoA	: Ministry of Agriculture
MoC	: Ministry of Commerce
MoCA	: Ministry of Cultural Affairs
MoCAT	: Ministry of Civil Aviation and Tourism
MoCHTA	: Ministry of Chittagong Hill Tracts Affairs
MoD	: Ministry of Defence
MoDMR	: Ministry of Disaster Management and Relief
MoE	: Ministry of Education
MoEF	: Ministry of Environment and Forests
MoEWOE	: Ministry of Expatriates' Welfare and Overseas Employment
MoF	: Ministry of Food
MoFA	: Ministry of Foreign Affairs
MoFL	: Ministry of Fisheries and Livestock
MoHA	: Ministry of Home Affairs
MoHPW	: Ministry of Housing and Public Works
MoInd	: Ministry of Industries
MoInf	: Ministry of Information
MoL	: Ministry of Land

PPPA	: Public Private Partnership Authority, PMO
PSD	: Public Security Division
PTD	: Posts and Telecommunications Division
RAJUK	: Rajdhani Unnayan Kortripokkho
RDCD	: Rural Development and Cooperatives Division, MoLGRD&C
RTHD	: Road Transport and Highways Division
SCP	: Sustainable Consumption and Production
SHED	: Secondary and Higher Education Division, MoE
SID	: Statistics and Informatics Division
SIDS	: Small Island Developing States
SMI	: Survey of Manufacturing Industries (done by BBS)
SREDA	: Sustainable & Renewable Energy Development Authority, Power Division
SSD	: Security Services Division
SVRS	: Sample Vital Registration System (BBS)
TMED	: Technical and Madrasah Education Division, MoE
TSA	: Tourism Satellite Account
TUS	: Time Use Survey (done by BBS)
UDD	: Urban Development Directorate, Ministry of Housing and Public Works
UESD	: Utilization of Essential Service Delivery (done by NIPORT)
UGC	: University Grants Commission
UNAIDS	: United Nations Programme on HIV/AIDS
UNCLOS	: United Nation Convention on the Law of the Sea
UNJMP	: WHO/UNICEF Joint Monitoring Programme for Water Supply and Sanitation
UPR	: Universal Periodic Review (done by MoFA for reviewing human rights)
VAW	: Violence Against Women
WARPO	: Water Resources Planning Organization, MoWR
WASA	: Water and Sewerage Authority
WASH	: Water, Sanitation and Hygiene for All
WDB	: Water Development Board, MoWR
WHO	: World Health Organization
WTO Cell	: World Trade Organization Cell, Ministry of Commerce

Introduction to the Monitoring and Evaluation Framework of SDGs

The Sustainable Development Goals adopted in September 2015 by all UN member states seek to transform our world. The 2030 Agenda provides the international community with a bold and comprehensive framework to chart a more prosperous, inclusive and sustainable future for the mankind. The SDGs are universal, and their implementation is the shared responsibility of all countries, and to be addressed at all levels of development. As part of the transformation change, the 2030 Agenda for Sustainable Development calls for systematic follow-up and review of implementation of the goals. Country-led evaluations constitute a key element in this process, and therefore strengthening national evaluation capacities is more important than ever. Since progress overall does not mean progress for all, a strong Monitoring and Evaluation Framework is required to provide better evidence for learning impacts, improved decision making and establishing accountability.

The document titled “*Data Gap Analysis for Sustainable Development Goals (SDGs) Bangladesh Perspective*” published in January 2017 by General Economics Division (GED) of Planning Commission was based on indicators developed in 2016. However, the Inter Agency and Expert Group on SDG indicators (IAEG-SDGs) updated the indicators of SDGs in 2017. In the latest version, four indicators have been newly included (1.5.4, 1.a.3, 3.b.3, 13.1.3), one indicator has been omitted (2.b.1: Producer Support Estimate), and twenty five indicators have been rephrased or edited (1.5.1, 1.5.2, 1.5.3, 1.a.1, 3.3.2, 3.8.2, 3.b.1, 4.6.1, 5.5.1, 5.6.2, 7.1.a, 8.8.2, 8.9.2, 8.10.1, 8.b.1, 10.2.1, 10.3.1, 11.5.1, 11.5.2, 11.b.1, 11.b.2, 13.1.1, 13.1.2, 14.7.1, 16.4.2). There are recurring nine indicators which have been repeated twice or thrice. They are: (i) 1.5.1/11.5.1/13.1.1; (ii) 1.5.3/11.b.1/13.1.2; (iii) 1.5.4/11.b.2/13.1.3; (iv) 8.4.1/12.2.1; (v) 8.4.2/12.2.2; (vi) 10.3.1/16.b.1; (vii) 10.6.1/16.8.1; (viii) 15.7.1/15.c.1, and (ix) 15.a.1/15.b.1.

The Monitoring and Evaluation Framework of SDGs has been developed based on the latest available indicators suggested by IAEG-SDGs as of November 2017. The indicators for which data is generated yearly like GDP, Budget, and administrative sources data, the baseline year is 2014-15, the last year of MDGs. For others, the latest available survey data is considered baseline figures. In the framework, baseline data is given for 127 indicators and M&E framework is designed for 108 indicators. Because of qualitative nature of some data, milestones are yet to be set for some of the indicators. The indicators for which data is available with some disaggregation, they are treated readily available. Presently, 64 indicators data is readily available. When data is partly available of the indicators, or data is available without disaggregation, or data is taken from international sources-it is considered partially available in the framework. Presently, data for 58 indicators are partially available. Baseline figures for 22 indicators have been taken from international sources like WB, FAO, WHO, ILO etc. in absence of our national figures. When metadata is yet to be finalized by the IAEG-SDGs, readiness of data is shown as not available in this framework. Metadata is yet to be finalized

for 81 indicators and in the framework, 110 data is shown as not available in the context of Bangladesh. Following Figure 1 shows that out of 232 indicators of SDGs, 27.6% data is readily available, 25% data is partially available and the remaining 47.4% data is not available at this moment. However, 35% indicator's metadata is yet to be finalized by the IAEG-SDGs.

Figure 1: Availability of data out of 232 indicators of SDGs

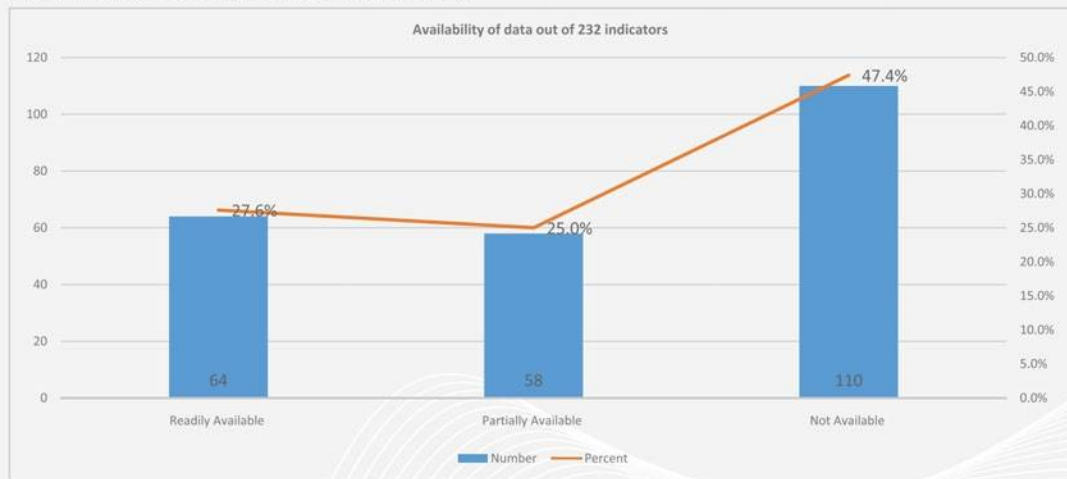


Table 1 summarizes the data availability of each of the indicators against the specific goals. Data availability is comparatively better off for SDG 3, followed by SDG 4, SDG 9, SDG 5, SDG 8, SDG 17, SDG 7 and SDG 2. However, data availability is challenging for SDG 12, followed by SDG 14, SDG 13, SDG 11, SDG 16, SDG 10 and SDG 15.

Table 1: Summary of the data availability status of each of the indicators of SDGs

SD Goals	Data Availability for the Indicators		
	Readily Available (green)	Partially Available (yellow)	Not Available (red)
SDG1- End poverty in all its forms everywhere (7 targets & 14 indicators)	1.2.1, 1.5.3, 1.a.2, (3 Indicators)	1.1.1, 1.3.1, 1.5.1, 1.5.2 (4 Indicators)	1.2.2, 1.4.1, 1.4.2, 1.5.4, 1.a.1, 1.a.3, 1.b.1 (7 Indicators)
SD2- End hunger, achieve food security and improved nutrition and promote sustainable agriculture (8 targets & 13 indicators)	2.2.1, 2.2.2, 2.b.1 (3 Indicators)	2.1.1, 2.5.1, 2.5.2, 2.a.1, 2.a.2 (5 Indicators)	2.1.2, 2.3.1, 2.3.2, 2.4.1, 2.c.1 (5 Indicators)
SDG 3- Ensure healthy lives and promote well-being for all at all ages (13 targets & 27 indicators)	3.1.1, 3.1.2, 3.2.1, 3.2.2, 3.3.1, 3.3.2, 3.3.3, 3.4.2, 3.6.1, 3.7.1, 3.7.2, 3.b.1, 3.c.1 (13 Indicators)	3.3.5, 3.4.1, 3.5.2, 3.8.1, 3.9.1, 3.9.2, 3.9.3, 3.a.1, 3.b.2, 3.d.1 (10 Indicators)	3.3.4, 3.5.1, 3.8.2, 3.b.3 (4 Indicators)
SDG 4- Ensure inclusive and equitable quality education and promote lifelong learning opportunities for all (10 targets & 11 indicators)	4.2.2, (1 Indicator)	4.1.1, 4.3.1, 4.4.1, 4.5.1, 4.a.1, 4.b.1, 4.c.1 (7 Indicators)	4.2.1, 4.6.1, 4.7.1 (3 Indicators)
SDG 5- Achieve gender equality and empower all women and girls (9 targets & 14 indicators)	5.2.1, 5.2.2, 5.3.1, 5.4.1, 5.5.1, 5.5.2, 5.6.1, 5.a.2, 5.b.1, 5.c.1(10 Indicators)	(0 Indicator)	5.1.1, 5.3.2, 5.6.2, 5.a.1 (4 Indicators)
SDG 6- Ensure availability and sustainable management of water and sanitation for all (8 targets & 11 indicators)	6.1.1, 6.2.1 (2 Indicators)	6.4.2, 6.a.1 (2 Indicators)	6.3.1, 6.3.2, 6.4.1, 6.5.1, 6.5.2, 6.6.1, 6.b.1(7 Indicators)
SDG 7- Ensure access to affordable, reliable, sustainable and modern energy for all (5 targets & 6 indicators)	7.1.1, 7.1.2, 7.2.1 (3 Indicators)	7.3.1 (1 Indicator)	7.a.1, 7.b.1 (2 Indicators)
SDG 8- Promote sustained, inclusive and sustainable economic growth, full and productive employment and decent work for all (12 targets & 17 indicators)	8.1.1, 8.3.1, 8.6.1, 8.7.1 (4 Indicators)	8.2.1, 8.5.1, 8.5.2, 8.8.1, 8.9.1, 8.10.1, 8.10.2, 8.a.1(8 Indicators)	8.4.1, 8.4.2, 8.8.2, 8.9.2, 8.b.1 (5 Indicators)
SDG 9- Build resilient infrastructure, promote inclusive and sustainable industrialization and foster innovation (8 targets & 12 indicators)	9.2.1, 9.2.2, 9.c.1 (3 Indicators)	9.5.1, 9.5.2, 9.a.1 (3 Indicators)	9.1.1, 9.1.2, 9.3.1, 9.3.2, 9.4.1, 9.b.1 (6 Indicators)
SDG 10- Reduce inequality within and among countries (10 targets & 11 indicators)	10.1.1, 10.7.2, 10.a.1, 10.b.1 (4 Indicators)	10.c.1 (1 Indicator)	10.2.1, 10.3.1, 10.4.1, 10.5.1, 10.6.1, 10.7.1 (6 Indicators)

SD Goals	Data Availability for the Indicators		
	Readily Available (green)	Partially Available (yellow)	Not Available (red)
SDG 11- Make cities and human settlements inclusive, safe, resilient and sustainable (10 targets & 15 indicators)	11.b.1 (1 Indicator)	11.1.1, 11.5.1, 11.5.2 (3 Indicators)	11.2.1, 11.3.1, 11.3.2, 11.4.1, 11.6.1, 11.6.2, 11.7.1, 11.7.2, 11.a.1, 11.b.2, 11.c.1 (11 Indicators)
SDG 12- Ensure sustainable consumption and production patterns (11 targets & 13 indicators)	(0 Indicator)	(0 Indicator)	12.1.1, 12.2.1, 12.2.2, 12.3.1, 12.4.1, 12.4.2, 12.5.1, 12.6.1, 12.7.1, 12.8.1, 12.a.1, 12.b.1, 12.c.1 (13 Indicators)
SDG 13- Take urgent action to combat climate change and its impacts (5 targets & 8 indicators)	13.1.2 (1 Indicator)	13.1.1 (1 Indicator)	13.1.3, 13.2.1, 13.3.1, 13.3.2, 13.a.1, 13.b.1 (6 Indicators)
SDG 14- Conserve and sustainably use the oceans, seas and marine resources for sustainable development (10 targets & 10 indicators)	(0 Indicator)	14.5.1 (1 Indicator)	14.1.1, 14.2.1, 14.3.1, 14.4.1, 14.6.1, 14.7.1, 14.a.1, 14.b.1, 14.c.1 (9 Indicators)
SDG 15- Protect, restore and promote sustainable use of terrestrial ecosystems, sustainably manage forests, combat desertification, and halt and reverse land degradation and halt biodiversity loss (12 targets & 14 indicators)	15.1.1, 15.5.1 (2 Indicators)	15.1.2, 15.6.1, 15.8.1, 15.a.1, 15.b.1 (5 Indicators)	15.2.1, 15.3.1, 15.4.1, 15.4.2, 15.7.1, 15.9.1, 15.c.1 (7 Indicators)
SDG 16- Promote peaceful and inclusive societies for sustainable development, provide access to justice for all and build effective, accountable and inclusive institutions at all levels (12 targets & 23 indicators)	16.3.2, 16.9.1, 16.10.2, 16.a.1 (4 Indicators)	16.1.1, 16.1.3, 16.2.2, 16.2.3, 16.3.1 (5 Indicators)	16.1.2, 16.1.4, 16.2.1, 16.4.1, 16.4.2, 16.5.1, 16.5.2, 16.6.1, 16.6.2, 16.7.1, 16.7.2, 16.8.1, 16.10.1, 16.b.1 (14 Indicators)
SDG 17 Strengthen the means of implementation and revitalize the Global Partnership for Sustainable Development (19 targets & 25 indicators)	17.1.1, 17.1.2, 17.2.1, 17.3.2, 17.4.1, 17.6.2, 17.8.1, 17.12.1, 17.16.1, 17.18.2, 17.18.3, 17.19.2 (12 Indicators)	17.3.1, 17.9.1, 17.10.1, 17.11.1, 17.15.1 (5 Indicators)	17.5.1, 17.6.1, 17.7.1, 17.13.1, 17.14.1, 17.17.1, 17.18.1, 17.19.1 (8 Indicators)
Total Indicators (244 including repetition)	66	61	117
Total Indicators (232 excluding repetition)	64	58	110

Sustainability is most often defined as meeting the needs of the present without compromising the ability of future generations to meet theirs. It has three main pillars: economic, environmental and social. The above Table 1 reveals that, out of 66 readily available indicators, 32 indicators are related to social, 15 are economic and the rest 19 are related to environmental. Out of 61 partially available indicators, 28 indicators are related to social, 16 are economic and 17 are related to environmental. Of the 117 not available indicators, 30 indicators are related to social, the same number is related to economic and the majority i.e. 57 indicators are related to environmental.

Figure 2: List of Ministries/Divisions responsible for data generation of SDGs indicators

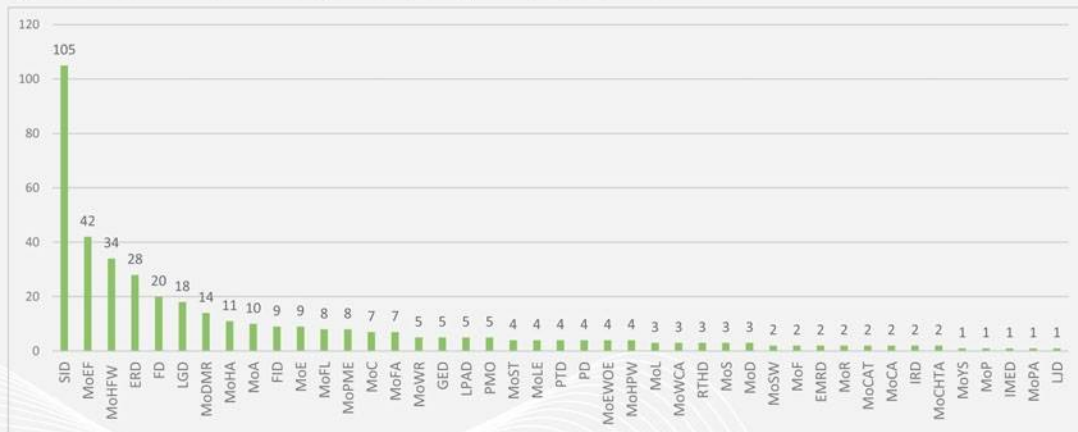


Figure 2 depicts that majority of data of SDGs will be generated by the Statistics and Informatics Division (SID); out of 244 indicators, 105 will be provided by them. Ministry of Environment and Forest will be the second largest data provider (42), followed by the Ministry of Health and Family Welfare (34). Economics Relations Division will provide information for 28 indicators and Finance Division for 20.

Figure 2 depicts that majority of data of SDGs will be generated by the Statistics and Informatics Division (SID); out of 244 indicators, 105 will be provided by them. Ministry of Environment and Forest will be the second largest data provider (42), followed by the Ministry of Health and Family Welfare (34). Economics Relations Division will provide information for 28 indicators and Finance Division for 20.

Figure 3: List of Agencies under different Ministries/Divisions responsible for data generation of SDGs indicators

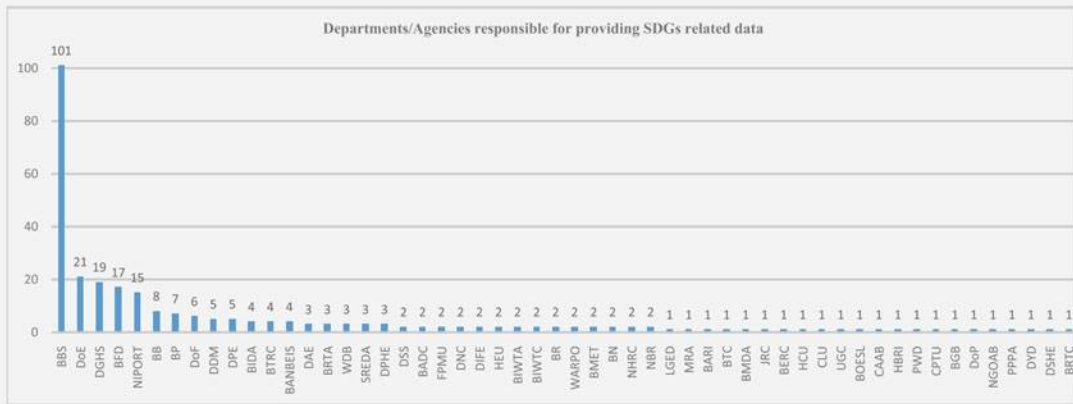


Figure 3 portrays different agencies or units of Ministries/Divisions that will be responsible for data generation for SDGs monitoring. It is clear that as an NSO of the Government, BBS will be the single largest institution to produce reliable and disaggregated data timely. BBS will be followed by DoE, DGHS, BFD, NIPORT and BB etc.

The document titled “Mapping of Ministries by Targets in the implementation of SDGs aligning with 7th Five Year Plan (2016-20)” published in September 2016 by General Economics Division (GED) of Planning Commission was based on indicators developed in 2016. The 2017 version of indicators of SDGs have some new inclusions and some modification, and couple of ministries/divisions have requested to change their responsibility. The changes of responsibility as lead and co-lead is done for the following indicators: 1.5.1, 1.5.2, 1.5.3, 1.5.4, 3.b.3, 6.3.1, 8.4.1, 8.4.2, 10.4.1, 10.6.1, 11.b.1, 11.b.2, 12.6.1, 14.5.1, 16.10.1, 17.8.1 for preparing this Monitoring and Evaluation Framework.



Goal 1:

End poverty in all its forms everywhere

Targets: 7, Indicators: 14

Readily available (green): 03; Partially available (yellow): 04; Not available (red): 07



Targets and Indicators	Data Sources (Relevant Agency with Ministry/ Division to generate/ provide data)	Baseline data (Year)	Milestone by 2020	Milestone by 2025	Target by 2030	Lead Ministry/ Divisions	Remarks
1	2	3	4	5	6	7	8
Target 1.1 By 2030, eradicate extreme poverty for all people everywhere, currently measured as people living on less than \$1.25 a day							
1.1.1 Proportion of population below the international poverty line, by sex, age, employment status and geographical location (urban/rural)	WB produces data based on HIES of BBS, SID	13.8% (WB, 2016)	9.30%	4.80%	0.00%	Lead: CD; Co-Lead: GED	<ul style="list-style-type: none"> Disaggregation of (a) sex (b) age (c) employment status are required. Relevant to 10.1.1
Target 1.2: By 2030, reduce at least by half the proportion of men, women and children of all ages living in poverty in all its dimensions according to national definitions							
1.2.1 Proportion of population living below the national poverty line, by sex and age	BBS (HIES), SID	UPL: 24.3% R: 26.4% U: 18.9% LPL: 12.9% R: 14.9% U: 7.6% (HIES, 2016, BBS)	UPL: 18.6% R: 18.9% U: 13.2% LPL: 8.9% R: 10.9% U: 3.6%	UPL: 14.4% R: 15.7% U: 8.9% LPL: 5.7% R: 7.9% U: 1.5%	UPL: 9.7% R: 12.1% U: 5.5% LPL: <3% R: 5.0% U: 1.0%	Lead: CD; Co-Lead: GED	<ul style="list-style-type: none"> Disaggregation of (a) sex (b) age are required Relevant to 2.3.1& 9.2.2 DRF indicator of the 7th FYP
1.2.2 Proportion of men, women and children of all ages living in poverty in all its dimensions according to national definitions	BBS (HIES/MICS), SID	-	-	-	-	Lead: CD; Co-Lead: GED	<ul style="list-style-type: none"> Metadata yet to be finalized. Child-MPI will be constructed based on MICS-2018 data.



Targets and Indicators	Data Sources (Relevant Agency with Ministry/ Division to generate/ provide data)	Baseline data (Year)	Milestone by 2020	Milestone by 2025	Target by 2030	Lead Ministry/ Divisions	Remarks
1	2	3	4	5	6	7	8
Target 1.3: Implement nationally appropriate social protection systems and measures for all, including floors, and by 2030 achieve substantial coverage of the poor and the vulnerable							
1.3.1 Proportion of population covered by social protection floors/systems, by sex, distinguishing children, unemployed persons, older persons, persons with disabilities, pregnant women, new-borns, work-injury victims and the poor and the vulnerable	a) BBS (HIES/ NHD, SID b) DIS, DSS, MoSW	28.7% HH (HIES, 2016)	30% HH	35% HH	40% HH	Lead: CD; Co-Lead: GED	Disaggregation: (a) sex (b) age (c) PWD (d) pregnant women (e) employment status are required
Target 1.4: By 2030, ensure that all men and women, in particular the poor and the vulnerable, have equal rights to economic resources, as well as access to basic services, ownership and control over land and other forms of property, inheritance, natural resources, appropriate new technology and financial services, including micro finance							
1.4.1 Proportion of population living in households with access to basic services	a) BBS (NHD/ HIES), SID b) MRA, FID	-	-	-	-	Lead: CD Co-Lead: RDCD	• Metadata yet to be finalized. • Relevant to 9.1.1
1.4.2 Proportion of total adult population with secure tenure rights to land, with legally recognized documentation and who perceive their rights to land as secure, by sex and by type of tenure	a) BBS (Agriculture census), SID b) MoL	-	-	-	-	Lead: CD Co-Lead: RDCD	• Metadata yet to be finalized. • Relevant to 5.a.1 & 11.1.1
Target 1.5: By 2030, build the resilience of the poor and those in vulnerable situations and reduce their exposure and vulnerability to climate-related extreme events and other economic, social and environmental shocks and Disasters							
1.5.1 Number of deaths, missing persons and directly affected persons attributed to disasters per 100,000 population	a) DDM, MoDMR b) BBS (ICCHL), SID c) MIS, DGHS, MoHFW d) BFD, MoEF	Affected Persons: 12,881 per 100,000 people in 2014 (ICCHL, 2015)	6,500	3,000	1,500	Lead: MoDMR Co-Lead: MoEF	• Repeated indicator (11.5.1 & 13.1.1) • Next round of ICCHL of BBS will generate data based on metadata.



Targets and Indicators	Data Sources (Relevant Agency with Ministry/ Division to generate/ provide data)	Baseline data (Year)	Milestone by 2020	Milestone by 2025	Target by 2030	Lead Ministry/ Divisions	Remarks
1	2	3	4	5	6	7	8
1.5.2 Direct economic loss attributed to disasters in relation to global gross domestic product (GDP)	a) BBS (ICCHL, SID b) DDM, MoDMR	1.3% of GDP in 2014 (ICCHL, 2015)	1.2%	1.1%	<1.0%	Lead: MoDMR Co-Lead: MoEF	Relevant to 2.3.1 and 13.1.1
1.5.3 Number of countries that adopt and implement national disaster risk reduction strategies in line with the Sendai Framework for Disaster Risk Reduction 2015-2030	MoDMR	MoDMR has prepared Disaster Risk Reduction Strategies of Bangladesh (2016-2020) in line with the Sendai Framework for Disaster Risk Reduction 2015-2030 and other international protocol ratified by the Government of Bangladesh.				Lead: MoDMR	<ul style="list-style-type: none"> Global Indicator Repeated indicator (11.b.1 & 13.1.2)
1.5.4 Proportion of local governments that adopt and implement local disaster risk reduction strategies in line with national disaster risk reduction strategies	(a) LGD (b) MoDMR	-	-	-	-	Lead: LGD Co-Lead: MoDMR	<ul style="list-style-type: none"> Metadata yet to be finalized Repeated indicator (11.b.2 & 13.1.3) In consultation with MoDMR & UDD, LGD will ensure that all the LGs prepare local DRR strategies in line with the national DRR strategies.



Targets and Indicators	Data Sources (Relevant Agency with Ministry/ Division to generate/ provide data)	Baseline data (Year)	Milestone by 2020	Milestone by 2025	Target by 2030	Lead Ministry/ Divisions	Remarks
1	2	3	4	5	6	7	8
Target I.a: Ensure significant mobilization of resources from a variety of sources, including through enhanced development cooperation, in order to provide adequate and predictable means for developing countries, in particular least developed countries, to implement programmes and policies to end poverty in all its dimensions							
I.a.1 Proportion of domestically generated resources allocated by the government directly to poverty reduction programmes	FD	-	-	-	-	Lead: FD	<ul style="list-style-type: none"> • Metadata yet to be finalized. • According to FD, in FY 15, 85% of domestically generated revenue was allocated to poverty reduction programme.
I.a.2 Proportion of total government spending on essential services (education, health and social protection)	FD	Health: 5.1% Education: 13.71% SP: 14.99% (FD: FY 15)	Health: 5% Education: 15% SP: 15%	Health: 5% Education: 15% SP: 15%	Health: 5% Education: 15% SP: 15%	Lead: FD	As of 7 th FYP priority, proportion of total spending need to be increased.
I.a.3 Sum of total grants and non-debt-creating inflows directly allocated to poverty reduction programmes as a proportion of GDP	a) ERD b) FD	-	-	-	-	Lead: FD	<ul style="list-style-type: none"> • Metadata yet to be finalized. • According to FD, in FY 15, grants being 0.15% of GDP was allocated to poverty reduction programmes.
Target I.b: Create sound policy frameworks at the national, regional and international levels, based on pro-poor and gender-sensitive development strategies, to support accelerated investment in poverty eradication actions							
I.b.1 Proportion of government recurrent and capital spending to sectors that disproportionately benefit women, the poor and vulnerable groups	a) FD b) MoWCA	-	-	-	-	Lead: GED	<ul style="list-style-type: none"> • Metadata yet to be finalized. • According to FD, in FY 15, 31.4% of total budget was gender responsive.



Goal 2:

End hunger, achieve food security and improved nutrition and promote sustainable agriculture

Targets: 8, Indicators: 13

Readily available (green): 03; Partially available (yellow): 05; Not available (red): 05



Targets and Indicators	Data Sources (Relevant Agency with Ministry/ Division to generate/ provide data)	Baseline data (Year)	Milestone by 2020	Milestone by 2025	Target by 2030	Lead Ministry/ Divisions	Remarks
1	2	3	4	5	6	7	8
Target 2.1: By 2030, end hunger and ensure access by all people, in particular the poor and people in vulnerable situations, including infants, to safe, nutritious and sufficient food all year round							
2.1.1 Prevalence of undernourishment	a) BBS (HIES), SID b) DGHS (NNS), MoHFW c) FAO	16.4% (FAO, 2016)	14%	12%	<10%	Lead: MoA; Co-Leads: MoFL & MoF	
2.1.2 Prevalence of moderate or severe food insecurity in the population, based on the Food Insecurity Experience Scale (FIES)	BBS (FIES), SID	-	-	-	-	Lead: MoA; Co-Leads: MoFL & MoF	
Target 2.2: By 2030, end all forms of malnutrition, including achieving, by 2025, the internationally agreed targets on stunting and wasting in children under 5 years of age, and address the nutritional needs of adolescent girls, pregnant and lactating women and older persons							
2.2.1 Prevalence of stunting (height for age <-2 standard deviation from the median of the World Health Organization (WHO) Child Growth Standards) among children under 5 years of age	a) BBS (CMNS/ MICS), SID b) NIPORT (BDHS), MoHFW	36.1% (BDHS, 2014)	25%	16%	12%	Lead: MoHFW Co-Lead: MoF	<ul style="list-style-type: none"> DRF indicator of the 7th FYP Relevant to 3.2.1, 3.2.2 & 6.2.1 Global target is 40% reduction by 2025
2.2.2 Prevalence of malnutrition (weight for height >+2 or <-2 standard deviation from the median of the WHO Child Growth Standards) among children under 5 years of age, by type (wasting and overweight)	a) BBS (CMNS/MICS), SID b) NIPORT (BDHS), MoHFW	a) Wasting: 14.3% (BDHS, 2014) b) Overweight: 1.6% (MICS, 2012-13)	a) 12% b) 1.5%	a) 10% b) 1.0%	a) <5% b) 1.0%	Lead: MoHFW Co-Lead: MoF	<ul style="list-style-type: none"> Relevant to 3.2.1, 3.2.2 & 6.2.1 Global wasting target is to reduce and maintain childhood wasting to less than 5% by 2025



Targets and Indicators	Data Sources (Relevant Agency with Ministry/ Division to generate/ provide data)	Baseline data (Year)	Milestone by 2020	Milestone by 2025	Target by 2030	Lead Ministry/ Divisions	Remarks
1	2	3	4	5	6	7	8
Target 2.3: By 2030, double the agricultural productivity and incomes of small-scale food producers, in particular women, indigenous peoples, family farmers, pastoralists and fishers, including through secure and equal access to land, other productive resources and inputs, knowledge, financial services, markets and opportunities for value addition and non-farm employment							
2.3.1 Volume of production per labour unit by classes of farming/pastoral/forestry enterprise size	a) DAE, MoA b) BADC, MoA c) BFD, MoEF d) BBS (Cost of Production Survey), SID	-	-	-	-	Lead: MoA; Co-Lead: MoFL	<ul style="list-style-type: none"> • Metadata yet to be finalized. • Relevant to 1.2.1
2.3.2 Average income of small-scale food producers, by sex and indigenous status	BBS (SME Survey), SID	-	-	-	-	Lead: MoInd	Metadata yet to be finalized.
Target 2.4: By 2030, ensure sustainable food production systems and implement resilient agricultural practices that increase productivity and production, that help maintain ecosystems, that strengthen capacity for adaptation to climate change, extreme weather, drought, flooding and other disasters and that progressively improve land and soil quality							
2.4.1 Proportion of agricultural area under productive and sustainable agriculture	a) Agri Wing, BBS, SID b) DAE, MoA	-	-	-	-	Lead: MoA	<ul style="list-style-type: none"> • Metadata yet to be finalized. • Relevant to 6.3.1, 6.4.1, 12.2.1, 15.2.1& 15.3.1

Targets and Indicators	Data Sources (Relevant Agency with Ministry/ Division to generate/ provide data)	Baseline data (Year)	Milestone by 2020	Milestone by 2025	Target by 2030	Lead Ministry/ Divisions	Remarks
1	2	3	4	5	6	7	8
Target 2.5: By 2020, maintain the genetic diversity of seeds, cultivated plants and farmed and domesticated animals and their related wild species, including through soundly managed and diversified seed and plant banks at the national, regional and international levels, and promote access to and fair and equitable sharing of benefits arising from the utilization of genetic resources and associated traditional knowledge, as internationally agreed							
2.5.1 Number of plant and animal genetic resources for food and agriculture secured in either medium or long-term conservation facilities	a) MoA b) MoFL c) MoST d) MoEF	BARI: 8,384 BRRI: 7,420 BINA: 1,700 BJRI: 6,012 BSRI: 1136 CDB: 520 BFRI: 260 (Fisheries) BFRI: 18,000 (Forests) BTRI: 475 BSRTI: 68 (MoA, 2015)	9,884 8,281 2,100 6,030 1,250 545 270 18,500 575 86	11,384 8,431 2,700 6,500 1,350 570 280 19,000 650 98	12,884 8,581 3,300 6,700 1,500 600 290 20,000 700 108	Lead: MoA Co-Lead: MoFL	
2.5.2 Proportion of local breeds classified as being at risk, not-at-risk or at unknown level of risk of extinction	a) BARI, MoA b) MoFL	No. of threatened crops: 47 No. of landraces crops: 35 (BARI, 2015) No. of risk fish: 17 (BFRI, 2015)	Risk fish: 19	Risk fish: 21	Risk fish: 23	Lead: MoA Co-Lead: MoFL	Milestones are set for risk fish only.
Target 2.a: Increase investment, including through enhanced international cooperation, in rural infrastructure, agricultural research and extension services, technology development and plant and livestock gene banks in order to enhance agricultural productive capacity in developing countries, in particular least developed countries							
2.a.1 The agriculture orientation index for government expenditures	a) BBS (NAW), SID b) GED c) FAO	0.72 (FAO, 2013)	0.8	0.85	1.0	Lead: MoA	
2.a.2 Total official flows (official development assistance plus other official flows) to the agriculture sector	ERD	215 MUSS (ERD, FY15)	300 MUSS	400 MUSS	500 MUSS	Lead: ERD	Only ODA figure is given



Targets and Indicators	Data Sources (Relevant Agency with Ministry/ Division to generate/ provide data)	Baseline data (Year)	Milestone by 2020	Milestone by 2025	Target by 2030	Lead Ministry/ Divisions	Remarks
1	2	3	4	5	6	7	8
Target 2.b: Correct and prevent trade restrictions and distortions in world agricultural markets, including through the parallel elimination of all forms of agricultural export subsidies and all export measures with equivalent effect, in accordance with the mandate of the Doha Development Round							
2.b.1 Agricultural export subsidies	a) MoC b) FD c) FID (BB)	0.00 MUSS	0	0	0	Lead: FD	There is no agricultural export subsidies in Bangladesh.
Target 2.c: Adopt measures to ensure the proper functioning of food commodity markets and their derivatives and facilitate timely access to market information, including on food reserves, in order to help limit extreme food price volatility							
2.c.1 Indicator of food price anomalies	a) Prices and Wages Section, NAW, BBS, SID b) BTC, MoC c) FPMU, MoF	-	-	-	-	Lead: MoC Co-Lead: MoF	FPMU will create an indicator for Bangladesh following the metadata



Goal 3

Ensure healthy lives and promote well-being for all at all ages

Targets: 13, Indicators: 27

Readily available (green): 13; Partially available (yellow): 10; Not available (red): 04



Targets and Indicators	Data Sources (Relevant Agency with Ministry/ Division to generate/ provide data)	Baseline data (Year)	Milestone by 2020	Milestone by 2025	Target by 2030	Lead Ministry/ Divisions	Remarks
1	2	3	4	5	6	7	8
Target 3.1: By 2030, reduce the global maternal mortality ratio to less than 70 per 100,000 live births							
3.1.1 Maternal mortality ratio (per 100,000 live births)	a) BBS (SVRS), SID b) NIPORT (BMMS), MoHFW	181 (SVRS, 2015)	105	85	70	Lead: MoHFW	<ul style="list-style-type: none"> • DRF indicator of the 7th FYP • Relevant to 5.6.1 & 5.6.2
3.1.2 Proportion of births attended by skilled health personnel	a) BBS (MICS), SID b) NIPORT (BDHS/UESD/ BMMS), MoHFW	42.1% (BDHS, 2014)	65%	72%	80%	Lead: MoHFW	<ul style="list-style-type: none"> • DRF indicator of the 7th FYP • Relevant to 5.6.1 & 5.6.2
Target 3.2: By 2030, end preventable deaths of new-borns and children under 5 years of age, with all countries aiming to reduce neonatal mortality to at least as low as 12 per 1,000 live births and under-5 mortality to at least as low as 25 per 1,000 live births							
3.2.1 Under-five mortality rate (per 1,000 live births)	a) BBS (SVRS), SID b) NIPORT (BDHS), MoHFW	36 (SVRS, 2015)	34	30	25	Lead: MoHFW	<ul style="list-style-type: none"> • DRF indicator of the 7th FYP • Relevant to 6.1.1 & 6.2.1
3.2.2 Neonatal mortality rate (per 1,000 live births)	a) BBS (SVRS), SID b) NIPORT (BDHS), MoHFW	20 (SVRS-2015)	19	16	12	Lead: MoHFW	



Targets and Indicators	Data Sources (Relevant Agency with Ministry/ Division to generate/ provide data)	Baseline data (Year)	Milestone by 2020	Milestone by 2025	Target by 2030	Lead Ministry/ Divisions	Remarks
1	2	3	4	5	6	7	8
Target 3.3: By 2030, end the epidemics of AIDS, tuberculosis, malaria and neglected tropical diseases and combat hepatitis, water-borne diseases and other communicable diseases							
3.3.1 Number of new HIV infections per 1,000 uninfected population, by sex, age and key populations	a) DGHS (NASP), MoHFW b) IEDCR, MoHFW c) UNAIDS	0.04 (Women 15-49 years: <0.1%, Men 15-49 years: <0.1%) (UNAIDS, 2016)	0.03	0.02	0.01	Lead: MoHFW	
3.3.2 Tuberculosis incidence per 100,000 population	a) BBS (HMSS), SID b) NTP, DGHS, MoHFW c) WHO	287 (NTP, 2016)	250	200	150	Lead: MoHFW	Relevant to 1.2.1
3.3.3 Malaria incidence per 1,000 population	a) BBS (HMSS), SID b) MCP, DGHS, MoHFW	4.3 (MCP, 2015)	3	1.5	0	Lead: MoHFW	
3.3.4 Hepatitis B incidence per 100,000 population	a) BBS (HMSS), SID b) CDC Unit, DGHS, MoHFW	-	-	-	-	Lead: MoHFW	HMSS-2012 monitored Hepatitis B prevalence; next round will incorporate incidence.
3.3.5 Number of people requiring interventions against neglected tropical diseases	a) CDC Unit, DGHS, MoHFW b) WHO	49,873,889 (WHO, 2016)	45,000,000	40,000,000	35,000,000	Lead: MoHFW	



Targets and Indicators	Data Sources (Relevant Agency with Ministry/ Division to generate/ provide data)	Baseline data (Year)	Milestone by 2020	Milestone by 2025	Target by 2030	Lead Ministry/ Divisions	Remarks
1	2	3	4	5	6	7	8
Target 3.4: By 2030, reduce by one third premature mortality from non-communicable diseases through prevention and treatment and promote mental health and well-being							
3.4.1 Mortality rate attributed to (between 30 and 70 years of age from) cardiovascular disease, cancer, diabetes or chronic respiratory disease (%)	a) NCDC Unit, DGHS, MoHFW b) MIS, DGHS, MoHFW c) BBS (SVRS), SID d) WHO	18% (WHO, 2016)	15%	10%	6%	Lead: MoHFW	Probability of dying of 4 main NCDs between 30 to 70 years was 18% in 2014 (WHO)
3.4.2 Suicide mortality rate (per 100,000 population)	a) BP, PSD, MoHA b) NIPORT, MoHFW	7.1 (PSD, 2015)	5.5	3.5	2.4	Lead: MoHFW	
Target 3.5: Strengthen the prevention and treatment of substance abuse, including narcotic drug abuse and harmful use of alcohol							
3.5.1 Coverage of treatment interventions (pharmacological, psychosocial and rehabilitation and aftercare services) for substance use disorders	a) DNC, SSD, MoHA b) MIS, DGHS, MoHFW	-	-	-	-	Lead: MoHA	Metadata yet to be finalized.
3.5.2 Harmful use of alcohol, defined according to the national context as alcohol per capita consumption (aged 15 years and older) within a calendar year in litres of pure alcohol	a) DNC, SSD, MoHA b) WHO	0.2 (WHO, 2016)	0.2	0.15	0.1	Lead: MoHA	Voluntary global target is to reduce 10% by 2025 from 2010
Target 3.6: By 2020, halve the number of global deaths and injuries from road traffic accidents							
3.6.1 Death rate due to road traffic injuries (per 100,000 population)	a) BP, PSD, MoHA b) MIS, DGHS, MoHFW c) BRTA, RTHD d) BBS (SVRS), SID	2.49 (PSD, 2015)	2.0	1.5	1.2	Lead: RTHD	<ul style="list-style-type: none"> • Relevant to 11.2.1 • Coordination required among BP, BRTA, MIS-health and BBS



Targets and Indicators	Data Sources (Relevant Agency with Ministry/ Division to generate/ provide data)	Baseline data (Year)	Milestone by 2020	Milestone by 2025	Target by 2030	Lead Ministry/ Divisions	Remarks
1	2	3	4	5	6	7	8
Target 3.7: By 2030, ensure universal access to sexual and reproductive health-care services, including for family planning, information and education, and the integration of reproductive health into national strategies and programmes							
3.7.1 Proportion of women of reproductive age (aged 15-49 years) who have their need for family planning satisfied with modern methods (%)	a) NIPORT (BDHS), MoHFW b) BBS (MICS), SID	72.6% (BDHS, 2014)	75%	80%	100%	Lead: MoHFW	
3.7.2 Adolescent birth rate (aged 10-14 years; aged 15-19 years) per 1,000 women in that age group	a) BBS (SVRS), SID b) NIPORT (BDHS), MoHFW	75 (SVRS-2015)	70	60	50	Lead: MoHFW	
Target 3.8: Achieve universal health coverage, including financial risk protection, access to quality essential health-care services and access to safe, effective, quality and affordable essential medicines and vaccines for all							
3.8.1 Coverage of essential health services (defined as the average coverage of essential services based on tracer interventions that include reproductive, maternal, new-born and child health, infectious diseases, non-communicable diseases and service capacity and access, among the general and the most disadvantaged population)	a) DGHS, MoHFW b) NIPORT (BDHS), MoHFW c) HEU, MoHFW d) WHO	52 (WHO-2016)	65	80	100	Lead: MoHFW	<ul style="list-style-type: none"> • WHO developed a UHC composite index incorporating 16 indicators in 4 areas • UHC coverage index ranges from 0% to 100%
3.8.2 Proportion of population with large households expenditures on health as a share of total household expenditure or income	a) BBS (HIES), SID b) HEU, HSD, MoHFW	-	-	-	-	Lead: MoHFW	Metadata yet to be finalized.
Target 3.9: By 2030, substantially reduce the number of deaths and illnesses from hazardous chemicals and air, water and soil pollution and contamination							
3.9.1 Mortality rate attributed to household and ambient air pollution (per 100,000 population)	a) DGHS, MoHFW b) DIFE, MoLE c) WHO	68.2 (WHO, 2012)	65	60	55	Lead: MoEF	



Targets and Indicators	Data Sources (Relevant Agency with Ministry/ Division to generate/ provide data)	Baseline data (Year)	Milestone by 2020	Milestone by 2025	Target by 2030	Lead Ministry/ Divisions	Remarks
1	2	3	4	5	6	7	8
3.9.2 Mortality rate attributed to unsafe water, unsafe sanitation and lack of hygiene (exposure to unsafe Water, Sanitation and Hygiene for All (WASH) services) (per 100,000 population)	a) DGHS, MoHFW b) WHO	5.96 (WHO 2016)	5.5	5.0	4.5	Lead: LGD	
3.9.3 Mortality rate attributed to unintentional poisoning (per 100,000 population)	a) DGHS, MoHFW b) WHO	5.72 (WHO 2016)	5	4.5	4.0	Lead: MoHFW	
Target 3.a: Strengthen the implementation of the World Health Organization Framework Convention on Tobacco Control in all countries, as appropriate							
3.a.1 Age-standardized prevalence of current tobacco use among persons aged 15 years and older	a) BBS (GATS), SID b) WHO	43.3% (GATS, 2009, WHO)	35%	30%	25%	Lead: MoHFW	<ul style="list-style-type: none"> • Voluntary global target is to reduce 30% by 2025 from 2010. • Tobacco free Bangladesh by 2040 • GATS 2017 is being conducted
Target 3.b: Support the research and development of vaccines and medicines for the communicable and non-communicable diseases that primarily affect developing countries, provide access to affordable essential medicines and vaccines, in accordance with the Doha Declaration on the TRIPS Agreement and Public Health, which affirms the right of developing countries to use to the full the provisions in the Agreement on Trade Related Aspects of Intellectual Property Rights regarding flexibilities to protect public health, and, in particular, provide access to medicines for all							
3.b.1 Proportion of the target population covered by all vaccines included in their national programme	a) DGHS (EPI Coverage Evaluation Survey), MoHFW b) NIPORT (BDHS), MoHFW	78% (BDHS, 2014)	95%	98%	100%	Lead: MoHFW	<ul style="list-style-type: none"> • DRF indicator of the 7th FYP • Sex disaggregated data is required in the next round of BDHS
3.b.2 Total net official development assistance to medical research and basic health sectors	a) ERD b) MoHFW	177.4 MUSS (ERD, FY15)	300 MUSS	400 MUSS	500 MUSS	Lead: ERD	Only ODA figure is shown



Targets and Indicators	Data Sources (Relevant Agency with Ministry/ Division to generate/ provide data)	Baseline data (Year)	Milestone by 2020	Milestone by 2025	Target by 2030	Lead Ministry/ Divisions	Remarks
1	2	3	4	5	6	7	8
3.b.3 Proportion of health facilities that have a core set of relevant essential medicines available and affordable on a sustainable basis	NIPORT (BHFS), MoHFW	-	-	-	-	Lead: MoHFW	<ul style="list-style-type: none"> • Metadata yet to be finalized. • Voluntary global target is to reach 80% by 2025, WHO)
Target 3.c: Substantially increase health financing and the recruitment, development, training and retention of the health workforce in developing countries, especially in least developed countries and small island developing States							
3.c.1 Health worker density (per 10,000 population) and distribution (physician : nurse : health technologist)	a) MIS, DGHS, MoHFW b) WHO	(a) 7.4 (WHO, 2016) (b) 1: 0.5: 0.2 (HRH Data Sheet, 2014 MoHFW)	(a) 18.9 (b) 1: 1.3: 1.8	(a) 31.5 (b) 1: 2.1: 3.4	(a) 44.5 (b) 1: 3: 5	Lead: MoHFW	



Targets and Indicators	Data Sources (Relevant Agency with Ministry/ Division to generate/ provide data)	Baseline data (Year)	Milestone by 2020	Milestone by 2025	Target by 2030	Lead Ministry/ Divisions	Remarks
1	2	3	4	5	6	7	8
Target 3.d: Strengthen the capacity of all countries, in particular developing countries, for early warning, risk reduction and management of national and global health risks							
3.d.1 International Health Regulations (IHR) capacity and health emergency preparedness	a) DGHS, MoHFW (NHC&CR) b) WHO	87.5 (WHO, 2016)	90	95	100	Lead: MoHFW Co-Lead: LGD	International Health Regulations Core Capacity Index: Percentage of attributes of 13 core capacities that have been attained at a specific point in time. The 13 core capacities are: (1) National legislation, policy and financing; (2) Coordination and National Focal Point communications; (3) Surveillance; (4) Response; (5) Preparedness; (6) Risk communication; (7) Human resources; (8) Laboratory; (9) Points of entry; (10) Zoonotic events; (11) Food safety; (12) Chemical events; (13) Radio-nuclear emergencies.



Goal 4

Ensure inclusive and equitable quality education and promote lifelong learning opportunities for all

Targets: 10, Indicators: 11

Readily available (green): 01; Partially available (yellow): 07; Not available (red): 03



Targets and Indicators	Data Sources (Relevant Agency with Ministry/ Division to generate/ provide data)	Baseline data (Year)	Milestone by 2020	Milestone by 2025	Target by 2030	Lead Ministry/ Divisions	Remarks
1	2	3	4	5	6	7	8
Target 4.1: By 2030, ensure that all girls and boys complete free, equitable and quality primary and secondary education leading to relevant and effective learning outcomes							
4.1.1 Proportion of children and young people: (a) in grades 2/3; (b) at the end of primary; and (c) at the end of lower secondary achieving at least a minimum proficiency level in (i) reading and (ii) mathematics, by sex	a) BBS (LAS), SID b) DPE(APSC), MoPME c) DSHE (LASI), MoE	(c) End of lower Secondary <u>Reading:</u> Bangla – Total: 54 B: 55, G: 54, English – Total: 19 B: 22, G: 18, <u>Math-</u> Total: 57 B: 62, G: 52, (LASI, 2015)	c) End of lower Secondary <u>Reading:</u> Bangla – Total: 65 B: 65, G: 65, English – Total: 40 B: 40, G: 40, <u>Math-</u> Total: 63 B: 65, G: 60,	c) End of lower Secondary <u>Reading:</u> Bangla – Total: 75 B: 75, G: 75, English – Total: 55 B: 55, G: 55, <u>Math:</u> Total: 75 B: 75, G: 75,	c) End of lower Secondary <u>Reading:</u> Bangla – Total: 85 B: 85, G: 85, English – Total: 75 B: 75, G: 75, <u>Math:</u> Total: 85 B: 85, G: 85,	<i>Lead:</i> MoPME; <i>Co-Lead:</i> MoE (SHED/ TMED)	<ul style="list-style-type: none"> • Metadata for 4.1.1 (a) is yet to be finalized • BBS will conduct for the baseline data in 2018 on (a) and (b) • Data on “reading” is not available, need to be collected through national survey



Targets and Indicators	Data Sources (Relevant Agency with Ministry/ Division to generate/ provide data)	Baseline data (Year)	Milestone by 2020	Milestone by 2025	Target by 2030	Lead Ministry/ Divisions	Remarks
1	2	3	4	5	6	7	8
Target 4.2: By 2030, ensure that all girls and boys have access to quality early childhood development, care and pre-primary education so that they are ready for primary education							
4.2.1 Proportion of children under 5 years of age who are developmentally on track in health, learning and psychosocial well-being, by sex	-	-	-	-	-	Lead: MoPME Co-Lead: MoHFW	
4.2.2 Participation rate in organized learning (one year before the official primary entry age), by sex	a) BBS (LAS), SID b) DPE(APSC), MoPME	Total:39% Boys: 38% Girls: 40% (APSC,15)	Total: 80%Boys: 80% Girls: 80%	Total:90% Boys: 90% Girls: 90%	Total:100% Boys: 100% Girls: 100%	Lead: MoPME	
Target 4.3: By 2030, ensure equal access for all women and men to affordable and quality technical, vocational and tertiary education, including university							
4.3.1 Participation rate of youth and adults in formal and non-formal education and training in the previous 12 months, by sex	a) BBS (LAS), SID b) BANBEIS(BES), SHED, MoE	(a) <i>Secondary</i> Total: 72.78 Girls: 77.84 Boys: 67.75 (b) <i>Higher Secondary</i> Total: 38.99 Girls: 35.86 Boys: 42.12 (c) <i>Tertiary</i> Total: 15.03 Girls:12.11 Boys:17.83 (BES, 2015) (d) <i>Technical Education</i> Total: 14% (BTEB, 2015)	(a) <i>Secondary</i> Total: 80.00 Girls: 82.00 Boys:75.00 (b) <i>Higher Secondary</i> Total: 59.00 Girls: 57.00 Boys: 60.00 (c) <i>Tertiary</i> Total: 20.00 Girls:18.00 Boys:22.00 Total: 20%	(a) <i>Secondary</i> Total: 90.00 Girls: 91.00 Boys:85.00 (b) <i>Higher Secondary</i> Total: 80.00 Girls: 78.00 Boys: 80.00 (c) <i>Tertiary</i> Total: 25.00 Girls:24.00 Boys:26.00 Total: 25%	(a) <i>Secondary</i> Total: 100 Girls: 100 Boys:100 (b) <i>Higher Secondary</i> Total: 100 Girls: 100 Boys: 100 (c) <i>Tertiary</i> Total: 30.00 Girls:30.00 Boys:30.00 Total: 30%	Lead: MoE (TMED) Co-lead: SHED	



Targets and Indicators	Data Sources (Relevant Agency with Ministry/ Division to generate/ provide data)	Baseline data (Year)	Milestone by 2020	Milestone by 2025	Target by 2030	Lead Ministry/ Divisions	Remarks
1	2	3	4	5	6	7	8
Target 4.4: By 2030, substantially increase the number of youth and adults who have relevant skills, including technical and vocational skills, for employment, decent jobs and entrepreneurship							
4.4.1 Proportion of youth and adults with information and communications technology (ICT) skills, by type of skill	a) BBS (LAS/ICT Use Survey), SID b) MIS, DYD, MoYS	a) <i>Computer</i> 15-24yrs: 9.4% 25-74yrs: 5.7% b) <i>Internet</i> 15-24yrs: 10.6% 25-74yrs: 7.5% c) <i>Mobile</i> 15-24yrs: 91.4% 25-74 yrs: 86.7% (BBS, 2013)	a) <i>Computer</i> 15-24yrs: 15% 25-74yrs: 15% b) <i>Internet</i> 15-24yrs: 20% 25-74yrs: 10% c) <i>Mobile</i> 15-24yrs: 95% 25-74 yrs: 90%	a) <i>Computer</i> 15-24yrs: 20% 25-74yrs: 20% b) <i>Internet</i> 15-24yrs: 25% 25-74yrs: 15% c) <i>Mobile</i> 15-24yrs: 98% 25-74 yrs: 95%	a) <i>Computer</i> 15-24yrs: 25% 25-74yrs: 25% b) <i>Internet</i> 15-24yrs: 30% 25-74yrs: 20% c) <i>Mobile</i> 15-24yrs: 100% 25-74 yrs: 100%	<i>Lead:</i> MoE (TMED) <i>Co-lead:</i> SHED	



Targets and Indicators	Data Sources (Relevant Agency with Ministry/ Division to generate/ provide data)	Baseline data (Year)	Milestone by 2020	Milestone by 2025	Target by 2030	Lead Ministry/ Divisions	Remarks
1	2	3	4	5	6	7	8
Target 4.5: By 2030, eliminate gender disparities in education and ensure equal access to all levels of education and vocational training for the vulnerable, including persons with disabilities, indigenous peoples and children in vulnerable situations							
4.5.1 Parity indices (female/male, rural/urban, bottom/top wealth quintile and others such as disability status, indigenous peoples and conflict-affected, as data become available) for all education indicators on this list that can be disaggregated	a) BANBEIS(BES), SHED, MoE b) DPE(APSC), MoPME c) BBS (EHS), SID d) DIS, DSS, MoSW e) MIS of DSS, MoSW	a) <i>Primary</i> GPI: 1.02 b) <i>Secondary</i> GPI: 1.15 Rural: 1.19 Urban: 1.09 c) <i>Higher Secondary</i> GPI: 0.85 Rural: 0.86 Urban: 0.84 d) <i>Tertiary</i> GPI: 0.65 e) <i>Technical</i> GPI: 0.38 f) <i>Disability</i> GPI (6-10): 0.61 g) <i>Teacher (Secondary)</i> GPI: 0.26 h) <i>Teacher (Tertiary)</i> GPI: 0.21 (APSC, 2015 for Primary and BES, 2015 for others)	a) GPI: 1.00 b) GPI: 1.14 c) GPI: 0.90 d) GPI: 0.70 e) GPI: 0.41 f) GPI (6-10): 0.74 g) GPI: 0.34 h) GPI: 0.30	a) GPI: 1.00 b) GPI: 1.05 c) GPI: 0.95 d) GPI: 0.75 e) GPI: 0.57 f) GPI (6-10): 0.80 g) GPI: 0.42 h) GPI: 0.40	a) GPI: 1.00 b) GPI: 1.00 c) GPI: 1.00 d) GPI: 0.80 e) GPI: 0.70 f) GPI(6-10): 1.00 g) GPI: 0.50 h) GPI: 0.50	Lead: MoE (SHED); Co-Leads: MoPME, TMED& MoSW	Wealth quintile, bottom/top and disability data have to be generated



Targets and Indicators	Data Sources (Relevant Agency with Ministry/ Division to generate/ provide data)	Baseline data (Year)	Milestone by 2020	Milestone by 2025	Target by 2030	Lead Ministry/ Divisions	Remarks
1	2	3	4	5	6	7	8
Target 4.6: By 2030, ensure that all youth and a substantial proportion of adults, both men and women, achieve literacy and numeracy							
4.6.1 Proportion of population in a given age group achieving at least a fixed level of proficiency in functional (a) literacy and (b) numeracy skills, by sex	BBS (LAS/ EHS), SID	-	-	-	-	Lead: MoPME; Co-Lead: MoE (SHED & TMED)	
Target 4.7: By 2030, ensure that all learners acquire the knowledge and skills needed to promote sustainable development, including, among others, through education for sustainable development and sustainable lifestyles, human rights, gender equality, promotion of a culture of peace and non-violence, global citizenship and appreciation of cultural diversity and of culture's contribution to sustainable development							
4.7.1 Extent to which (i) global citizenship education and (ii) education for sustainable development, including gender equality and human rights, are mainstreamed at all levels in: (a) national education policies, (b) curricula, (c) teacher education and (d) student assessment	a) MoE d) MoPME	-	-	-	-	Lead: MoE (SHED) Co-lead: TMED (MoE)	<ul style="list-style-type: none"> • Metadata yet to be finalized. • Relevant to 12.8.1



Targets and Indicators	Data Sources (Relevant Agency with Ministry/ Division to generate/ provide data)	Baseline data (Year)	Milestone by 2020	Milestone by 2025	Target by 2030	Lead Ministry/ Divisions	Remarks
1	2	3	4	5	6	7	8
Target 4.a: Build and upgrade education facilities that are child, disability and gender sensitive and provide safe, nonviolent, inclusive and effective learning environments for all							
4.a.1 Proportion of schools with access to: (a) electricity; (b) the Internet for pedagogical purposes; (c) computers for pedagogical purposes; (d) adapted infrastructure and materials for students with disabilities; (e) basic drinking water; (f) single-sex basic sanitation facilities; and (g) basic hand washing facilities (as per the WASH indicator definitions)	a) BANBEIS (BES), SHED, MoE b) DPE (APSC), MoPME c) DPE, (Annual Primary School Quality Level Survey), MoPME	Primary (a) 58% (b) 0.8% (c) 0.8% (d) 34% (e) 82% (f) 48% (g) n/a (APSC, 2015) Secondary (a) 86.03% (b) 72% (c) 82% (d) Ramp: 14% (BES, 2015)	Primary (a) 100% (b) 80% (c) 85% (d) 60% (e) 90% (f) 70% (g) 70%	Primary (a) 100% (b) 100% (c) 100% (d) 80% (e) 95% (f) 85% (g) 100%	Primary (a) 100% (b) 100% (c) 100% (d) 100% (e) 100% (f) 100% (g) 100%	<i>Lead:</i> MoPME <i>Co-Lead:</i> MoSW & MoE (SHED, TMED)	
Target 4.b: By 2020, substantially expand globally the number of scholarships available to developing countries, in particular least developed countries, small island developing States and African countries, for enrolment in higher education, including vocational training and information and communications technology, technical, engineering and scientific programmes, in developed countries and other developing countries							
4.b.1 Volume of official development assistance flows for scholarships by sector and type of study	a) ERD b) MoE (SHED, TMED) c) MoPME	8.76 MUSS (2015, ERD)	15 MUSS	20 MUSS	25 MUSS	<i>Lead:</i> ERD	



Targets and Indicators	Data Sources (Relevant Agency with Ministry/ Division to generate/ provide data)	Baseline data (Year)	Milestone by 2020	Milestone by 2025	Target by 2030	Lead Ministry/ Divisions	Remarks
1	2	3	4	5	6	7	8
Target 4.c: By 2030, substantially increase the supply of qualified teachers, including through international cooperation for teacher training in developing countries, especially least developed countries and small island developing States							
4.c.1 Proportion of teachers in: (a) pre-primary; (b) primary; (c) lower secondary; and (d) upper secondary education who have received at least the minimum organized teacher training (e.g. pedagogical training) pre-service or in-service required for teaching at the relevant level in a given country	a) BANBEIS (BES), SHED, MoE b) DPE (APSC), MoPME	Primary (b) Total: 73% (M: 80% F: 70%) Secondary (c) 59.61% (d) 44.10% (BES,2015)	Primary (b)Total: 75% (M: 80% F: 75%) Secondary (c) 73% (d) 60%	Primary (b)Total: 100% (M: 100% F: 100%) Secondary (c) 85% (d) 80%	Primary (b)Total: 100% (M: 100% F: 100%) Secondary (c) 100% (d) 100%	<i>Lead: SHED (MoE)</i> <i>Co-lead: MoPME, TMED</i>	(c) : 6-8 grades (d): 9-12 grades Figures include School, Madrasah and college



Goal 5

Achieve gender equality and empower all women and girls

Targets: 09, Indicators: 14

Readily available (green): 10; Partially available (yellow): 0; Not available (red): 04



Targets and Indicators	Data Sources (Relevant Agency with Ministry/ Division to generate/ provide data)	Baseline data (Year)	Milestone by 2020	Milestone by 2025	Target by 2030	Lead Ministry/ Divisions	Remarks
1	2	3	4	5	6	7	8
Target 5.1: End all forms of discrimination against all women and girls everywhere							
5.1.1 Whether or not legal frameworks are in place to promote, enforce and monitor equality and non-discrimination on the basis of sex	a) LPAD b) MoWCA	Articles 19, 27, 28, 29, 38 and 121 of the Constitution of the People's Republic of Bangladesh are the legal framework to promote, enforce and monitor equality and non-discrimination on the basis of sex.				Lead: MoWCA	<ul style="list-style-type: none"> • Metadata yet to be finalized. • Qualitative indicator
Target 5.2: Eliminate all forms of violence against all women and girls in the public and private spheres, including trafficking and sexual and other types of exploitation							
5.2.1 Proportion of ever-partnered women and girls aged 15 years and older subjected to physical, sexual or psychological violence by a current or former intimate partner in the previous 12 months, by form of violence and by age	BBS (VAWSurvey), SID	54.7% (VAW Survey, 2015)	40%	20%	0%	Lead: MoWCA	
5.2.2 Proportion of women and girls aged 15 years and older subjected to sexual violence by persons other than an intimate partner in the previous 12 months, by age and place of occurrence	BBS (VAWSurvey), SID	6.2% (VAW Survey, 2015)	5%	3%	0%	Lead: MoWCA	Disaggregated by age and place of occurrence will be generated from next round
Target 5.3: Eliminate all harmful practices, such as child, early and forced marriage and female genital mutilation							
5.3.1 Proportion of women aged 20-24 years who were married or in a union before age 15 and before age 18	a) BBS (SVRS/ MICS), SID b) NIPORT (BDHS), MoHFW	Before 15: 23.8% (MICS, 2012-13) Before 18: 58.6% (BDHS, 2014)	Before 15: 15% Before 18: 30%	Before 15: 0% Before 18: 20%	Before 15: 0% Before 18: 10%	Lead: MoWCA	<ul style="list-style-type: none"> • DRF indicator of the 7th FYP • Completely child marriage free Bangladesh by 2041 declared by Hon'ble PM
5.3.2 Proportion of girls and women aged 15-49 years who have undergone female genital mutilation/cutting, by age	Not Relevant to Bangladesh						



Targets and Indicators	Data Sources (Relevant Agency with Ministry/ Division to generate/ provide data)	Baseline data (Year)	Milestone by 2020	Milestone by 2025	Target by 2030	Lead Ministry/ Divisions	Remarks
1	2	3	4	5	6	7	8
Target 5.4: Recognize and value unpaid care and domestic work through the provision of public services, infrastructure and social protection policies and the promotion of shared responsibility within the household and the family as nationally appropriate							
5.4.1 Proportion of time spent on unpaid domestic and care work, by sex, age and location	BBS (Time Use Survey), SID	Female: 25.8% Male: 5% (TUS, 2012)	Female: 25% Male: 6%	Female: 24% Male: 7%	Female: 20% Male: 10%	Lead: MoSW	Next Time Use Survey will be conducted in 2018
Target 5.5: Ensure women's full and effective participation and equal opportunities for leadership at all levels of decision-making in political, economic and public life							
5.5.1 Proportion of seats held by women in (a) national parliaments and (b) local governments	a) LPAD b) LGD	(a) 20% (LPAD, 2014) (b) 23% (LGD, 2016)	(a) 33% (b) 25%	(a) 35% (b) 27%	(a) 40% (b) 33%	Lead: MoWCA	• DRF indicator of the 7 th FYP
5.5.2 Proportion of women in managerial positions	BBS (LFS), SID	12.9% (QLFS, 2015-16)	18%	23%	30%	Lead: MoWCA	• DRF indicator of the 7 th FYP • Only public sector: 21% in 2014 (MoPA)
Target 5.6: Ensure universal access to sexual and reproductive health and reproductive rights as agreed, in accordance with the Programme of Action of the International Conference on Population and Development and the Beijing Platform for Action and the outcome documents of their review conferences							
5.6.1 Proportion of women aged 15-49 years who make their own informed decisions regarding sexual relations, contraceptive use and reproductive health care	NIPORT (BDHS), MoHFW	a) SR: 14% b) CU: 67% c) ANC: 65% (BDHS, 2014)	a) 20% b) 70% c) 70%	a) 25% b) 75% c) 80%	a) 30% b) 80% c) 90%	Lead: MoWCA Co-lead: MoHFW	Relevant to target 3.7.1
5.6.2 Number of countries with laws and regulations that guarantee full and equal access to women and men aged 15 years and older to sexual and reproductive health care, information and education	LPAD	In Bangladesh, there is no laws or regulations guaranteeing full and equal access to women and men to sexual and reproductive health care, information and education. However, Bangladesh Population Policy 2012 encourages this.				Lead: MoWCA	• Metadata yet to be finalized • Global indicator • Qualitative indicator



Targets and Indicators	Data Sources (Relevant Agency with Ministry/ Division to generate/ provide data)	Baseline data (Year)	Milestone by 2020	Milestone by 2025	Target by 2030	Lead Ministry/ Divisions	Remarks
1	2	3	4	5	6	7	8
Target 5.a: Undertake reforms to give women equal rights to economic resources, as well as access to ownership and control over land and other forms of property, financial services, inheritance and natural resources, in accordance with national laws							
5.a.1 (a) Proportion of total agricultural population with ownership or secure rights over agricultural land, by sex; and (b) share of women among owners or rights-bearers of agricultural land, by type of tenure	BBS (Agriculture Census/ Agriculture Samsu/ Agriculture/ NHD), SID	-	-	-	-	Lead: MoWCA	<ul style="list-style-type: none"> • Metadata yet to be finalized. • Relevant to target 1.4.2 • Next Agriculture census will be held on 2018
5.a.2 Proportion of countries where the legal framework (including customary law) guarantees women's equal rights to land ownership and/or control	LPAD	Article 28 (2) of the Constitution of People's Republic of Bangladesh states "Women shall have equal rights with men in all spheres of the State and of public life". With respect to economic empowerment of women, one of the goals of National Women Development Policy 2011 is to provide rights of full control of women in earnings, inheritance, credit, land and resources gained through market management.			Lead: MoWCA	<ul style="list-style-type: none"> • Global indicator • Qualitative indicator 	
Target 5.b: Enhance the use of enabling technology, in particular information and communications technology, to promote the empowerment of women							
5.b.1 Proportion of individuals who own a mobile telephone, by sex	a) BBS (LFS/ ICT Use/HIES), SID b) BTRC, PTD	Both sex: 79.76% (BTRC, 2015)	85%	90%	100%	Lead: MoWCA Co-lead: PTD	<ul style="list-style-type: none"> • 85.9% HH has at least one mobile (MICS 2012/13); • 88.5% HH (BDHS, 2014)
Target 5.c: Adopt and strengthen sound policies and enforceable legislation for the promotion of gender equality and the empowerment of all women and girls at all levels							
5.c.1 Proportion of countries with systems to track and make public allocations for gender equality and women's empowerment	a) FD b) MoWCA	Bangladesh has system to track and make public allocations for gender equality and women's empowerment.			Lead: MoWCA Co-lead: FD	<ul style="list-style-type: none"> • Global indicator • Qualitative indicator 	



Goal 6

**Ensure availability and sustainable management
of water and sanitation for all**

Targets: 08, Indicators: 11

Readily available (green): 02; Partially available (yellow): 02; Not available (red): 07



Targets and Indicators	Data Sources (Relevant Agency with Ministry/ Division to generate/ provide data)	Baseline data (Year)	Milestone by 2020	Milestone by 2025	Target by 2030	Lead Ministry/ Divisions	Remarks
1	2	3	4	5	6	7	8
Target 6.1: By 2030, achieve universal and equitable access to safe and affordable drinking water for all							
6.1.1 Proportion of population using safely managed drinking water services	a) BBS (MICS/ SVRS), SID b) UNJMP	87% (UNJMP, 2015)	100%	100%	100%	Lead: LGD	<ul style="list-style-type: none"> DRF indicator of the 7th FYP Except Arsenic 97.9% in 2015 (SVRS)
Target 6.2: By 2030, achieve access to adequate and equitable sanitation and hygiene for all and end open defecation, paying special attention to the needs of women and girls and those in vulnerable situations							
6.2.1 Proportion of population using safely managed sanitation services, including a hand-washing facility with soap and water	a) BBS (MICS/ SVRS), SID b) UNJMP	61% (UNJMP, 2015)	76%	90%	100%	Lead: LGD	<ul style="list-style-type: none"> DRF indicator of the 7th FYP Without soap 73.5% in 2015 (SVRS)
Target 6.3: By 2030, improve water quality by reducing pollution, eliminating dumping and minimizing release of hazardous chemicals and materials, halving the proportion of untreated wastewater and substantially increasing recycling and safe reuse globally							
6.3.1 Proportion of wastewater safely treated	a) DPHE, LGD b) LGD (WASA for City Corporations)	-	-	-	-	Lead: LGD Co-Lead: MoEF; MoInd	<ul style="list-style-type: none"> Metadata yet to be finalized. 7th FYP target is to reduce wastewater generation in processing activity by 25% by 2020
6.3.2 Proportion of bodies of water with good ambient water quality	a) DPHE, LGD b) DoE, MoEF	-	-	-	-	Lead: LGD Co-Lead: MoEF; MoInd	<ul style="list-style-type: none"> Metadata yet to be finalized. Relevant to targets 3.3, 11.5, 12.4 & 15.1



Targets and Indicators	Data Sources (Relevant Agency with Ministry/ Division to generate/ provide data)	Baseline data (Year)	Milestone by 2020	Milestone by 2025	Target by 2030	Lead Ministry/ Divisions	Remarks
1	2	3	4	5	6	7	8
Target 6.4: By 2030, substantially increase water-use efficiency across all sectors and ensure sustainable withdrawals and supply of freshwater to address water scarcity and substantially reduce the number of people suffering from water scarcity							
6.4.1 Change in water-use efficiency over time	a) DPHE, LGD b) DoE, MoEF c) DAE, MoA d) WARPO, MoWR	-	-	-	-	Lead: LGD; Co-Lead: MoA & MoInd	Metadata yet to be finalized.
6.4.2 Level of water stress: freshwater withdrawal as a proportion of available freshwater resources	a) WDB, MoWR b) BADC/BMDA, MoA c) UNSC	3.79% (UNSC, 2014)	3.5%	3%	3%	Lead: LGD; Co-Lead: MoA & MoInd	
Target 6.5: By 2030, implement integrated water resources management at all levels, including through trans boundary cooperation as appropriate							
6.5.1 Degree of integrated water resources management implementation (0-100)	WDB, MoWR	-	-	-	-	Lead: MoWR Co-Lead: MoFA	'0' means no implementation of IWRM, and '100' means IWRM being fully implemented
6.5.2 Proportion of trans boundary basin area with an operational arrangement for water cooperation	a) MoWR (JRC) b) MoFA	-	-	-	-	Lead: MoWR Co-Lead: MoFA	Metadata yet to be finalized.
Target 6.6: By 2020, protect and restore water-related ecosystems, including mountains, forests, wetlands, rivers, aquifers and lakes							
6.6.1 Change in the extent of water-related ecosystems over time	a) DoE, MoEF b) WDB, MoWR c) BFD, MoEF d) WARPO, MoWR	-	-	-	-	Lead: MoWR	Metadata yet to be finalized.



Targets and Indicators	Data Sources (Relevant Agency with Ministry/ Division to generate/ provide data)	Baseline data (Year)	Milestone by 2020	Milestone by 2025	Target by 2030	Lead Ministry/ Divisions	Remarks
1	2	3	4	5	6	7	8
Target 6.a: By 2030, expand international cooperation and capacity-building support to developing countries in water- and sanitation-related activities and programmes, including water harvesting, desalination, water efficiency, wastewater treatment, recycling and reuse technologies							
6.a.1 Amount of water- and sanitation-related official development assistance that is part of a government-coordinated spending plan	ERD	301.1 MUS\$ (ERD FY15)	350 MUS\$	400 MUS\$	450 MUS\$	Lead: ERD, Co-Lead: MoWR	Baseline figure includes Physical planning, Water and sanitation & housing
Target 6.b: Support and strengthen the participation of local communities in improving water and sanitation management							
6.b.1 Proportion of local administrative units with established and operational policies and procedures for participation of local communities in water and sanitation management	LGD	-	-	-	-	Lead: LGD	Survey needed to identify baseline figure.

7 AFFORDABLE AND
CLEAN ENERGY



Goal 7

**Ensure access to affordable, reliable, sustainable and
modern energy for all**

Targets: 05, Indicators: 06

Readily available (green): 03; Partially available (yellow): 01; Not available (red): 02



Targets and Indicators	Data Sources (Relevant Agency with Ministry/ Division to generate/ provide data)	Baseline data (Year)	Milestone by 2020	Milestone by 2025	Target by 2030	Lead Ministry/ Divisions	Remarks
1	2	3	4	5	6	7	8
Target 7.1: By 2030, ensure universal access to affordable, reliable and modern energy services							
7.1.1 Proportion of population with access to electricity	a) BBS (SVRS), SID b) PD	78% (SVRS, 2015)	96%	100%	100%	Lead: PD	DRF indicator of the 7 th FYP
7.1.2 Proportion of population with primary reliance on clean fuels and technology	a) BBS (SVRS/ MICS), SID b) NIPORT (BDHS), MoHFW	20.8% (SVRS, 2015)	25%	30%	35%	Lead: PD	
Target 7.2: By 2030, increase substantially the share of renewable energy in the global energy mix							
7.2.1 Renewable energy share in the total final energy consumption	SREDA, PD	2.79% (SREDA, 2015)	10%	15%	20%	Lead: PD	7 th DRF: Share of renewable energy to the total electricity generation (10%)
Target 7.3: By 2030, double the global rate of improvement in energy efficiency							
7.3.1 Energy intensity measured in terms of primary energy and GDP	a) SREDA, PD b) BEREC, EMRD c) HCU, EMRD d) IEA	3.13 Mega joule in 2011 PPP GDP (IEA, 2014)	3 MJ	3 MJ	3 MJ	Lead: PD; Co-Lead: EMRD	
Target 7.a: By 2030, enhance international cooperation to facilitate access to clean energy research and technology, including renewable energy, energy efficiency and advanced and cleaner fossil-fuel technology, and promote investment in energy infrastructure and clean energy technology							
7.a.1 International financial flows to developing countries in support of clean energy research and development and renewable energy production, including in hybrid systems	ERD	-	-	-	-	Lead: ERD	<ul style="list-style-type: none"> • Metadata yet to be finalized • Global indicator
Target 7.b: By 2030, expand infrastructure and upgrade technology for supplying modern and sustainable energy services for all in developing countries, in particular least developed countries, small island developing States, and land-locked developing countries, in accordance with their respective programmes of support							
7.b.1 Investments in energy efficiency as a percentage of GDP and the amount of foreign direct investment in financial transfer for infrastructure and technology to sustainable development services	a) SREDA, PD b) BIDA, PMO c) ERD	-	-	-	-	Lead: PD; Co-Lead: EMRD	Metadata yet to be finalized



Goal 8

Promote sustained, inclusive and sustainable economic growth, full and productive employment and decent work for all

Targets: 12, Indicators: 17

Readily available (green): 04; Partially available (yellow): 08; Not available (red): 05



Targets and Indicators	Data Sources (Relevant Agency with Ministry/ Division to generate/ provide data)	Baseline data (Year)	Milestone by 2020	Milestone by 2025	Target by 2030	Lead Ministry/ Divisions	Remarks
1	2	3	4	5	6	7	8
Target 8.1: Sustain per capita economic growth in accordance with national circumstances and, in particular, at least 7 per cent gross domestic product growth per annum in the least developed countries							
8.1.1 Annual growth rate of real GDP per capita	BBS (NAW), SID	5.14% (BBS, FY 15)	6.7%	7%	7.5%	Lead: FD	7 th FYP indicator
Target 8.2: Achieve higher levels of economic productivity through diversification, technological upgrading and innovation, including through a focus on high-value added and labour-intensive sectors							
8.2.1 Annual growth rate of real GDP per employed person	a) BBS (NAW/LFS), SID b) ILO	4.49% (ILO, 2015)	5%	5.5%	6.5%	Lead: MoC; Co-Lead: MoInd & MoA;	
Target 8.3: Promote development-oriented policies that support productive activities, decent job creation, entrepreneurship, creativity and innovation, and encourage the formalization and growth of micro-, small- and medium-sized enterprises, including through access to financial services							
8.3.1 Proportion of informal employment in non-agriculture employment, by sex	BBS (LFS), SID	77.5% (M: 74.9%, F: 88.4%) (QLFS, 2015-16)	75%	70%	65%	Lead: GED	Studies will be conducted to promote expansion of formal sector.
Target 8.4: Improve progressively, through 2030, global resource efficiency in consumption and production and endeavour to decouple economic growth from environmental degradation, in accordance with the 10-year framework of programmes on sustainable consumption and production, with developed countries taking the lead							
8.4.1 Material footprint, material footprint per capita, and material footprint per GDP	a) DoE, MoEF b) BBS, SID	-	-	-	-	Lead: MoEF Co-Lead: ERD, GED	Repeated indicator (12.2.1)



Targets and Indicators	Data Sources (Relevant Agency with Ministry/ Division to generate/ provide data)	Baseline data (Year)	Milestone by 2020	Milestone by 2025	Target by 2030	Lead Ministry/ Divisions	Remarks
1	2	3	4	5	6	7	8
8.4.2 Domestic material consumption, domestic material consumption per capita, and domestic material consumption per GDP	a) DoE, MoEF b) BBS, SID	-	-	-	-	Lead: MoEF Co-Lead: ERD, GED	Repeated indicator (12.2.2)
Target 8.5: By 2030, achieve full and productive employment and decent work for all women and men, including for young people and persons with disabilities, and equal pay for work of equal value							
8.5.1 Average hourly earnings of female and male employees, by occupation, age and persons with disabilities	BBS (LFS), SID	Average Monthly earning: Tk. 12,897 (Male: 13,127 Female: 12,072) 15-24: 10,862 25-34: 12,801 35-44: 14,053 45-54: 14,857 55-64: 13,160 65+: 10,844 (QLFS, 2015-16)	20% increased	45% increased	70% increased	Lead: MoLE	Disability module will be included from the next round of LFS
8.5.2 Unemployment rate, by sex, age and persons with disabilities	BBS (LFS), SID	(a) Sex Both: 4.18% (Male: 3.02% Female: 6.8%) (b) Age 15-24: 20.6% 25-29: 6.7% 30-64: 1.9% 65+: 0.9% (QLFS, 2015-16)	(a) Sex Both: 4% (Male: 2.7% Female: 4.2%) (b) Age 15-24: 15.5% 25-29: 4.9%	(a) Sex Both: 3.5% (Male: 2% Female: 4%) (b) Age 15-24: 10% 25-29: 4%	(a) Sex Both: 2.5% (Male: 2% Female: 3%) (b) Age 15-24: 5% 25-29: 2%	Lead: MoLE	Data on persons with disability will be generated from the next round of LFS.



Targets and Indicators	Data Sources (Relevant Agency with Ministry/ Division to generate/ provide data)	Baseline data (Year)	Milestone by 2020	Milestone by 2025	Target by 2030	Lead Ministry/ Divisions	Remarks
1	2	3	4	5	6	7	8
Target 8.6: By 2020, substantially reduce the proportion of youth not in employment, education or training							
8.6.1 Proportion of youth (aged 15-24 years) not in education, employment or training	BBS (LFS), SID	28.88% (M: 9.9%, F:46.9%) (QLFS, 2015-16)	22%	12%	3%	Lead: MoYS; Co-Lead: MoLE	
Target 8.7: Take immediate and effective measures to eradicate forced labour, end modern slavery and human trafficking and secure the prohibition and elimination of the worst forms of child labour, including recruitment and use of child soldiers, and by 2025 end child labour in all its forms							
8.7.1 Proportion and number of children aged 5-17 years engaged in child labour, by sex and age	a) BBS (LFS/Child Labour Survey), SID b) CLU, MoLE	Male: 953,204 (2.4%) Female: 745,690 (1.9%) 5 yr: 19,320 (0.05%) 6-11 yr: 432,188 (1.09%) 12-13 yr: 38,766 (0.10%) 14-17yr: 1208,620 (3.05%) (Child Labour Survey, 2013)	1.2%	1%	0%	Lead: MoLE	Less than 14 years is regarded as child as per Bangladesh Labour Act 2006 (amended in 2013)



Targets and Indicators	Data Sources (Relevant Agency with Ministry/ Division to generate/ provide data)	Baseline data (Year)	Milestone by 2020	Milestone by 2025	Target by 2030	Lead Ministry/ Divisions	Remarks
1	2	3	4	5	6	7	8
Target 8.8: Protect labour rights and promote safe and secure working environments for all workers, including migrant workers, in particular women migrants, and those in precarious employment							
8.8.1 Frequency rates of fatal and non-fatal occupational injuries, by sex and migrant status	a) DIFE, MoLE b) BBS (LFS), SID c) BMET, MoEWOE	Per year – a) Fatal injuries: 382 (M: 362; F: 20) b) Non-fatal injuries: 246 (M: 177; F: 19) (DIFE, 2015)	a) Fatal: <300 b) Non-fatal: <200	a) Fatal: <200 b) Non-fatal: <150	a) Fatal: <100 b) Non-fatal: <100	Lead: MoLE	<ul style="list-style-type: none"> Disaggregation on migrant status will be incorporated from the next round of LFS Relevant to target 10.7
8.8.2 Level of national compliance of labour rights (freedom of association and collective bargaining) based on International Labour organization (ILO) textual sources and national legislation, by sex and migrant status	a) MoLE, b) MoEWOE	-	-	-	-	Lead: MoLE	<ul style="list-style-type: none"> Metadata yet to be finalized. Qualitative indicator Relevant to 10.7.2
Target 8.9: By 2030, devise and implement policies to promote sustainable tourism that creates jobs and promotes local culture' and products							
8.9.1 Tourism direct GDP as a proportion of total GDP and in growth rate	BBS (NAW/ TSA Survey), SID	a) 1.56% (TSA Survey, 2012)	a) 4%	a) 4.5%	a) 5%	Lead: MoCAT; Co-Lead: MoCA	<ul style="list-style-type: none"> 7th FYP indicator Relevant to 12.b.1& 14.7
8.9.2 Proportion of jobs in sustainable tourism industries out of total tourism jobs	BBS (LFS), SID	-	-	-	-	Lead: MoCAT; Co-Lead: MoCA	Metadata yet to be finalized.
Target 8.10: Strengthen the capacity of domestic financial institutions to encourage and expand access to banking, insurance and financial services for all							
8.10.1 (a) Number of commercial bank branches per 100,000 adults and (b) number of automated teller machines (ATMs) per 100,000 adults	a) FID (BB) b) IMF	(a) 8.37 (b) 6.79 (IMF, 2015)	(a) 9.0 (b) 7.0	(a) 10 (b) 8	(a) 12 (b) 9	Lead: FID	Relevant to targets 1.4, 2.3, 5.a & 10.2



Targets and Indicators	Data Sources (Relevant Agency with Ministry/ Division to generate/ provide data)	Baseline data (Year)	Milestone by 2020	Milestone by 2025	Target by 2030	Lead Ministry/ Divisions	Remarks
1	2	3	4	5	6	7	8
8.10.2 Proportion of adults (15 years and older) with an account at a bank or other financial institution or with a mobile-money-service provider	a) FID (BB) b) WB	(a) Bank: 31% (b) FI: 29.1% (c) Mobile: 2.7% (Global Findex, WB, 2014)	(a) Bank: 33% (b) FI: 30% (c) Mobile: 3%	(a) Bank: 35% (b) FI: 32% (c) Mobile: 3.5%	(a) Bank: 40% (b) FI: 35% (c) Mobile: 5%	Lead: FID	Global Financial Inclusion database/Global Findex, WB collects data for every three years.
Target 8.a: Increase Aid for Trade support for developing countries, in particular least developed countries, including through the Enhanced Integrated Framework for Trade-Related Technical Assistance to Least Developed Countries							
8.a.1 Aid for Trade commitments and disbursements	a) ERD b) MoC c) WTO	a) Com: 2424.3 MUSS b) Disb: 910.1 MUSS (OECD-WTO, 2015)	a) 3500 MUSS b) 1000 MUSS	a) 4000 MUSS b) 1500 MUSS	a) 5000 MUSS b) 2000 MUSS	Lead: MoC	
Target 8.b: By 2020, develop and operationalize a global strategy for youth employment and implement the Global Jobs Pact of the International Labour Organization							
8.b.1 Existence of a developed and operationalized national strategy for youth employment, as a distinct strategy or as part of a national employment strategy	FD	-	-	-	-	Lead: MoYS; Co-Lead: FD	<ul style="list-style-type: none"> • Metadata yet to be finalized. • Qualitative indicator • Government of Bangladesh has approved National Skill Development Policy 2011; a strategy of youth employment has to be formulated.

9 INDUSTRY, INNOVATION
AND INFRASTRUCTURE



Goal 9

Build resilient infrastructure, promote inclusive and sustainable industrialization and foster innovation

Targets: 08, Indicators: 12

Readily available (green): 03; Partially available (yellow): 03; Not available (red): 06



Targets and Indicators	Data Sources (Relevant Agency with Ministry/ Division to generate/ provide data)	Baseline data (Year)	Milestone by 2020	Milestone by 2025	Target by 2030	Lead Ministry/ Divisions	Remarks
1	2	3	4	5	6	7	8
Target 9.1: Develop quality, reliable, sustainable and resilient infrastructure, including regional and trans border infrastructure, to support economic development and human well-being with a focus on affordable and equitable access for all							
9.1.1 Proportion of the rural population who live within 2 km of an all-season road	a) LGED, LGD b) BBS, SID	-	-	-	-	Lead: RTHD Co-lead: LGD	Metadata yet to be finalized.
9.1.2 Passenger and freight volumes, by mode of transport	a) BRTA, RTHD b) BIWTC, MoS c) BIWTA, MoS d) BR, MoR	-	-	-	-	Lead: RTHD	Survey needed to identify baseline figures by BBS
Target 9.2: Promote inclusive and sustainable industrialization and, by 2030, significantly raise industry's share of employment and gross domestic product, in line with national circumstances, and double its share in least developed countries							
9.2.1 Manufacturing value added as a proportion of GDP and per capita	BBS (NAW/ SMI), SID	17.6% (BBS, FY 15)	21.5%	28%	35%	Lead: MoInd	
9.2.2 Manufacturing employment as a proportion of total employment	BBS (LFS), SID	14.4% (QLFS 2015-16)	20%	22%	25%	Lead: MoInd	A 7 th FYP indicator
Target 9.3: Increase the access of small-scale industrial and other enterprises, in particular in developing countries, to financial services, including affordable credit, and their integration into value chains and markets							
9.3.1 Proportion of small-scale industries in total industry value added	BBS (SMI), SID	-	-	-	-	Lead: MoInd	Metadata yet to be finalized.
9.3.2 Proportion of small-scale industries with a loan or line of credit	BBS (SMI), SID	-	-	-	-	Lead: MoInd	Metadata yet to be finalized.
Target 9.4: By 2030, upgrade infrastructure and retrofit industries to make them sustainable, with increased resource-use efficiency and greater adoption of clean and environmentally sound technologies and industrial processes, with all countries taking action in accordance with their respective capabilities							
9.4.1 CO ₂ emission per unit of value added	a) DoE, MoEF b) BBS, SID	-	-	-	-	Lead: MoInd Co-Lead: MoLE, MoC & MoTJ	



Targets and Indicators	Data Sources (Relevant Agency with Ministry/ Division to generate/ provide data)	Baseline data (Year)	Milestone by 2020	Milestone by 2025	Target by 2030	Lead Ministry/ Divisions	Remarks
1	2	3	4	5	6	7	8
Target 9.5: Enhance scientific research, upgrade the technological capabilities of industrial sectors in all countries, in particular developing countries, including, by 2030, encouraging innovation and substantially increasing the number of research and development workers per 1 million people and public and private research and development spending							
9.5.1 Research and development expenditure as a proportion of GDP	BBS (NAW), SID	0.3% (2015)	1%	1%	1%	Lead: MoST Co-Lead: MoA	A 7 th FYP indicator
9.5.2 Researchers (in full-time equivalent) per million inhabitants	a) MoST b) MoA (NARS) c) UGC, MoE d) BIDS, MoP e) BBS (Population & Household Census), SID	855 (MoST, 2015)	922	998	1080	Lead: MoST Co-Lead: MoA	BAEC: 467, BCSIR: 322 BARC (NARS): 65.6
Target 9.a: Facilitate sustainable and resilient infrastructure development in developing countries through enhanced financial, technological and technical support to African countries, least developed countries, landlocked developing countries and small island developing States							
9.a.1 Total official international support (official development assistance plus other official flows) to infrastructure	ERD	1247 US\$M (ERD, FY15)	2100 MU\$S	2600 MU\$S	3500 MU\$S	Lead: ERD	Baseline figure cover ODA on RD&I, WR, Power, OGNR, S&TR, Transport, Communication and Industries



Targets and Indicators	Data Sources (Relevant Agency with Ministry/ Division to generate/ provide data)	Baseline data (Year)	Milestone by 2020	Milestone by 2025	Target by 2030	Lead Ministry/ Divisions	Remarks
1	2	3	4	5	6	7	8
Target 9.b: Support domestic technology development, research and innovation in developing countries, including by ensuring a conducive policy environment for, inter alia, industrial diversification and value addition to commodities							
9.b.1 Proportion of medium and high-tech industry value added in total value added	BBS, SID	-	-	-	-	Lead: MoST Co-Lead: ICTD	
Target 9.c: Significantly increase access to information and communications technology and strive to provide universal and affordable access to the Internet in least developed countries by 2020							
9.c.1 Proportion of population covered by a mobile network, by technology	BTRC, PTD	2G: 99% 3G: 71% (BTRC, 2015)	2G: 100% 3G: 92%	2G: 100% 3G: 100%	2G: 100% 3G: 100%	Lead: ICTD; Co-Lead: PTD	4G technology will be launched in 2018



Goal 10

Reduce inequality within and among countries

Targets: 10, Indicators: 11

Readily available (green): 04; Partially available (yellow): 1; Not available (red): 06



Targets and Indicators	Data Sources (Relevant Agency with Ministry/ Division to generate/ provide data)	Baseline data (Year)	Milestone by 2020	Milestone by 2025	Target by 2030	Lead Ministry/ Divisions	Remarks
1	2	3	4	5	6	7	8
Target 10.1: By 2030, progressively achieve and sustain income growth of the bottom 40 per cent of the population at a rate higher than the national average							
10.1.1 Growth rates of household expenditure or income per capita among the bottom 40 per cent of the population and the total population	BBS (HIES), SID	Yearly income growth of – (a) bottom 40% pop ^a : 3.1% (b) total pop ^b : 6.5% (HIES, 2016)	a) 8% b) 8%	a) 9% b) 8.5%	a) 10% b) 9%	Lead: GED	<ul style="list-style-type: none"> • Baseline figure covers annual income growth from 2010 to 2016 • Relevant to 1.2.1
Target 10.2: By 2030, empower and promote the social, economic and political inclusion of all, irrespective of age, sex, disability, race, ethnicity, origin, religion or economic or other status							
10.2.1 Proportion of people living below 50 per cent of median income, by sex, age and persons with disabilities	BBS (HIES), SID	-	-	-	-	Lead: GED	<ul style="list-style-type: none"> • Metadata yet to be finalized. • BBS will generate data through HIES
Target 10.3: Ensure equal opportunity and reduce inequalities of outcome, including by eliminating discriminatory laws, policies and practices and promoting appropriate legislation, policies and action in this regard							
10.3.1 Proportion of population reporting having personally felt discriminated against or harassed in the previous 12 months on the basis of a ground of discrimination prohibited under international human rights law	a) BBS, SID b) MoFA (UPR)	-	-	-	-	Lead: LJD	<ul style="list-style-type: none"> • Metadata yet to be finalized. • Repeated indicator (16.b.1) • New survey required
Target 10.4: Adopt policies, especially fiscal, wage and social protection policies, and progressively achieve greater equality							
10.4.1 Labour share of GDP, comprising wages and social protection transfers	BBS (NAW), SID	-	-	-	-	Lead: FD Co-lead: GED	GDP calculation based on Income Method is required by BBS.



Targets and Indicators	Data Sources (Relevant Agency with Ministry/ Division to generate/ provide data)	Baseline data (Year)	Milestone by 2020	Milestone by 2025	Target by 2030	Lead Ministry/ Divisions	Remarks
1	2	3	4	5	6	7	8
Target 10.5: Improve the regulation and monitoring of global financial markets and institutions and strengthen the implementation of such regulations							
10.5.1 Financial Soundness Indicators	a) FD b) FID (BB)	-	-	-	-	Lead: FD	Metadata yet to be finalized.
Target 10.6: Ensure enhanced representation and voice for developing countries in decision-making in global international economic and financial institutions in order to deliver more effective, credible, accountable and legitimate institutions							
10.6.1 Proportion of members and voting rights of developing countries in international organizations	a) FD b) ERD	-	-	-	-	Lead: MoFA Co-Lead: ERD, FD	<ul style="list-style-type: none"> • Repeated indicator (16.8.1) • Global indicator • Relevant to targets 16.3, & 17.10
Target 10.7: Facilitate orderly, safe, regular and responsible migration and mobility of people, including through the implementation of planned and well-managed migration policies							
10.7.1 Recruitment cost borne by employee as a proportion of yearly income earned in country of destination	a) BMET, MoEWOE b) BOESL, MoEWOE	-	-	-	-	Lead: MoEWOE Co-Lead: MOFA	<ul style="list-style-type: none"> • Metadata yet to be finalized. • Relevant to target 8.8
10.7.2 Number of countries that have implemented well-managed migration policies	MoEWOE	In Bangladesh, Expatriates' Welfare and Overseas Employment Policy 2016 has been approved in January, 2016.				Lead: MoEWOE Co-Lead: MOFA	<ul style="list-style-type: none"> • Global Indicator • Relevant to targets 5.2, 8.8 & 16.2



Targets and Indicators	Data Sources (Relevant Agency with Ministry/ Division to generate/ provide data)	Baseline data (Year)	Milestone by 2020	Milestone by 2025	Target by 2030	Lead Ministry/ Divisions	Remarks
1	2	3	4	5	6	7	8
Target 10.a: Implement the principle of special and differential treatment for developing countries, in particular least developed countries, in accordance with World Trade Organization agreements							
10.a.1 Proportion of tariff lines applied to imports from least developed countries and developing countries with zero-tariff	a) WTO Cell, MoC b) UNSC	All developing countries: 50.3% LDCs: 65.1% (UNSC, 2015)	-	-	-	Lead: MoC	Global indicator
Target 10.b: Encourage official development assistance and financial flows, including foreign direct investment, to States where the need is greatest, in particular least developed countries, African countries, small island developing States and landlocked developing countries, in accordance with their national plans and programmes							
10.b.1 Total resource flows for development, by recipient and donor countries and type of flow (e.g. official development assistance, foreign direct investment and other flows)	a) ERD b) BIDA, PMO	a) ODA: 3006 MUSS (2014-15), ERD b) FDI: 1834 MUSS (2014-15), BIDA	a) ODA: 6000 MUSS b) FDI: 9000 MUSS	a) ODA: 9000 MUSS b) FDI: 12000 MUSS	a) ODA: 11000 MUSS b) FDI: 15000 MUSS	Lead: ERD	Resemblance to 17.3.1
Target 10.c: By 2030, reduce to less than 3 per cent the transaction costs of migrant remittances and eliminate remittance corridors with costs higher than 5 per cent							
10.c.1 Remittance costs as a proportion of the amount remitted	FID (BB)	7.5% (data.un.org, 2015)	5%	4%	<3%	Lead: FID Co-Lead: MoFA	Relevant to target 17.3



Goal 11

**Make cities and human settlements inclusive, safe,
resilient and sustainable**

Targets: 10, Indicators: 15

Readily available (green): 01; Partially available (yellow): 03; Not available (red): 11

Targets and Indicators	Data Sources (Relevant Agency with Ministry/ Division to generate/ provide data)	Baseline data (Year)	Milestone by 2020	Milestone by 2025	Target by 2030	Lead Ministry/ Divisions	Remarks
1	2	3	4	5	6	7	8
Target 11.1: By 2030, ensure access for all to adequate, safe and affordable housing and basic services and upgrade slums							
11.1.1 Proportion of urban population living in slums, informal settlements or inadequate housing	a) BBS (Census of Slum Areas and Floating Population), SID b) UN-Habitat	(i) 55.10% (UN-Habitat, 2014) (ii) 6.3% (only slum, BBS, 2014)	40%	30%	20%	Lead: MoHPW	Next round of "census of slum areas & floating population" of BBS will generate data based on the metadata of this indicator.
Target 11.2: By 2030, provide access to safe, affordable, accessible and sustainable transport systems for all, improving road safety, notably by expanding public transport, with special attention to the needs of those in vulnerable situations, women, children, persons with disabilities and older persons							
11.2.1 Proportion of population that has convenient access to public transport, by sex, age and persons with disabilities	a) BRTA, RTHD b) BRTC, RTHD c) BIWTA, MoS d) BIWTC, MoS e) BR, MoR f) CAAB, MoCAT g) BBS, SID	-	-	-	-	Lead: RTHD, Co-Lead: MoR	<ul style="list-style-type: none"> • Metadata yet to be finalized. • BBS will conduct new survey to generate disaggregated data by sex, age and persons with disabilities. • Relevant to target 3.6
Target 11.3: By 2030, enhance inclusive and sustainable urbanization and capacity for participatory, integrated and sustainable human settlement planning and management in all countries							
11.3.1 Ratio of land consumption rate to population growth rate	a) MoL b) MoHPW c) BBS, SID	-	-	-	-	Lead: MoHPW	<ul style="list-style-type: none"> • Metadata yet to be finalized. • BBS will generate data from Population & Household census

Targets and Indicators	Data Sources (Relevant Agency with Ministry/ Division to generate/ provide data)	Baseline data (Year)	Milestone by 2020	Milestone by 2025	Target by 2030	Lead Ministry/ Divisions	Remarks
1	2	3	4	5	6	7	8
11.3.2 Proportion of cities with a direct participation structure of civil society in urban planning and management that operate regularly and democratically	LGD	-	-	-	-	Lead: MoHPW	Metadata yet to be finalized.
Target 11.4: Strengthen efforts to protect and safeguard the world's cultural and natural heritage							
11.4.1 Total expenditure (public and private) per capita spent on the preservation, protection and conservation of all cultural and natural heritage, by type of heritage (cultural, natural, mixed and World Heritage Centre designation), level of government (national, regional and local/municipal), type of expenditure (operating expenditure/investment) and type of private funding (donations in kind, private non-profit sector and sponsorship)	a) FD b) MoCA c) MoEF	-	-	-	-	Lead: MoCA	Metadata yet to be finalized.
Target 11.5: By 2030, significantly reduce the number of deaths and the number of people affected and substantially decrease the direct economic losses relative to global gross domestic product caused by disasters, including water-related disasters, with a focus on protecting the poor and people in vulnerable situations							
11.5.1 Number of deaths, missing persons and directly affected persons attributed to disasters per 100,000 population	a) DDM, MoDMR b) BBS (ICCHL), SID c) MIS, DGHS, MoHFW d) BFD, MoEF	Affected Persons: 12,881 per 100,000 people in 2014 (ICCHL, BBS, 2015)	6,500	3,000	1,500	Lead: MoDMR Co-lead: MoEF	<ul style="list-style-type: none"> Repeated indicator (1.5.1 & 13.1.1) Relevant to targets 1.3, 3.d & 15.3 Next round of ICCHL of BBS will generate data based on metadata of this indicator

Targets and Indicators	Data Sources (Relevant Agency with Ministry/ Division to generate/ provide data)	Baseline data (Year)	Milestone by 2020	Milestone by 2025	Target by 2030	Lead Ministry/ Divisions	Remarks
1	2	3	4	5	6	7	8
11.5.2 Direct economic loss in relation to global GDP, damage to critical infrastructure and number of disruptions to basic services, attributed to disasters	a) BBS, SID b) DDM, MoDMR	1.3% of GDP in 2014 (ICCHL, BBS, 2015)	<1% of GDP	<1% of GDP	<1% of GDP	Lead: MoDMR	<ul style="list-style-type: none"> Next round of ICCHL of BBS will generate data based on metadata of this indicator Relevant to targets 1.5, 2.4, 3.d, 11.5 & 13.1
Target 11.6: By 2030, reduce the adverse per capita environmental impact of cities, including by paying special attention to air quality and municipal and other waste management							
11.6.1 Proportion of urban solid waste regularly collected and with adequate final discharge out of total urban solid waste generated, by cities	LGD (City Corporations)	-	-	-	-	Lead: LGD	LGD will take steps to generate data based on the metadata of this indicator.
11.6.2 Annual mean levels of fine particulate matter (e.g. PM 2.5 and PM 10) in cities (population weighted)	DoE, MoEF	-	-	-	-	Lead: LGD Co-lead: MoST	DoE will conduct survey to identify baseline figure
Target 11.7: By 2030, provide universal access to safe, inclusive and accessible, green and public spaces, in particular for women and children, older persons and persons with disabilities							
11.7.1 Average share of the built-up area of cities that is open space for public use for all, by sex, age and persons with disabilities	a) LGD (City Corporations) b) MoHPW (Development Authorities, i.e. RAJUK, CDA, KDA, UDD etc.)	-	-	-	-	Lead: LGD	Metadata yet to be finalized.

Targets and Indicators	Data Sources (Relevant Agency with Ministry/ Division to generate/ provide data)	Baseline data (Year)	Milestone by 2020	Milestone by 2025	Target by 2030	Lead Ministry/ Divisions	Remarks
1	2	3	4	5	6	7	8
11.7.2 Proportion of persons victim of physical or sexual harassment, by sex, age, disability status and place of occurrence, in the previous 12 months	BBS (VAW survey), SID	-	-	-	-	Lead: MoWCA	Metadata yet to be finalized.
Target 11.a: Support positive economic, social and environmental links between urban, peri-urban and rural areas by strengthening national and regional development planning							
11.a.1 Proportion of population living in cities that implement urban and regional development plans integrating population projections and resource needs, by size of city	a) LGD (City Corporations) b) MoHPW (Development Authorities)	-	-	-	-	Lead: LGD; Co-Lead: MoHPW	Metadata yet to be finalized.
Target 11.b: By 2020, substantially increase the number of cities and human settlements adopting and implementing integrated policies and plans towards inclusion, resource efficiency, mitigation and adaptation to climate change, resilience to disasters, and develop and implement, in line with the Sendai Framework for Disaster Risk Reduction 2015-2030, holistic disaster risk management at all levels							
11.b.1 Number of countries that adopt and implement national disaster risk reduction strategies in line with the Sendai Framework for Disaster Risk Reduction 2015-2030	MoDMR	MoDMR has prepared Disaster Risk Reduction Strategies of Bangladesh (2016-2020) in line with the Sendai Framework for Disaster Risk Reduction 2015-2030 and other international protocol ratified by the Government of Bangladesh.			Lead: MoDMR	<ul style="list-style-type: none"> • Repeated indicator (1.5.3 & 13.1.2) • Relevant to targets 3.d & 11.5 • Global indicator 	

Targets and Indicators	Data Sources (Relevant Agency with Ministry/ Division to generate/ provide data)	Baseline data (Year)	Milestone by 2020	Milestone by 2025	Target by 2030	Lead Ministry/ Divisions	Remarks
1	2	3	4	5	6	7	8
11.b.2 Proportion of local governments that adopt and implement local disaster risk reduction strategies in line with national disaster risk reduction strategies	a) LGD b) MoDMR	-	-	-	-	Lead: LGD; Co-Lead: MoDMR	<ul style="list-style-type: none"> • Metadata yet to be finalized • Repeated indicator (1.5.4 & 13.1.3) • In consultation with MoDMR & UDD, LGD will ensure that all the LGIs prepare local DRR strategies in line with the national DRR strategies.
Target 11.c: Support least developed countries, including through financial and technical assistance, in building sustainable and resilient buildings utilizing local materials							
11.c.1 Proportion of financial support to the least developed countries that is allocated to the construction and retrofitting of sustainable, resilient and resource-efficient buildings utilizing local materials	a) ERD b) HBRI, MoHPW c) PWD, MoHPW	-	-	-	-	Lead: ERD	<ul style="list-style-type: none"> • Metadata yet to be finalized • Global indicator



Goal 12

Ensure sustainable consumption and production patterns

Targets: 11, Indicators: 13

Readily available (green): 0; Partially available (yellow): 0; Not available (red): 13



Targets and Indicators	Data Sources (Relevant Agency with Ministry/ Division to generate/ provide data)	Baseline data (Year)	Milestone by 2020	Milestone by 2025	Target by 2030	Lead Ministry/ Divisions	Remarks
1	2	3	4	5	6	7	8
Target 12.1: Implement the 10-year framework of programmes on sustainable consumption and production, all countries taking action, with developed countries taking the lead, taking into account the development and capabilities of developing countries							
12.1.1 Number of countries with sustainable consumption and production (SCP) national action plans or SCP mainstreamed as a priority or a target into national policies	MoEF	At the UN Conference on Sustainable Development (Rio+20), in June 2012, the world's Heads of States adopted the 10-Year Framework of Programmes on Sustainable Consumption and Production Patterns. This followed their reaffirmation that "fundamental changes in the way societies produce and consume are indispensable for achieving global sustainable development" (Johannesburg Plan of Implementation, 2002).				Lead: GED Co-Lead: MoFA	<ul style="list-style-type: none"> Global indicator GED will take initiative to mainstream the SCP in the 8th and 9th FYPs of Bangladesh.
Target 12.2: By 2030, achieve the sustainable management and efficient use of natural resources							
12.2.1 Material footprint, material footprint per capita, and material footprint per GDP	a) DoE, MoEF b) BBS, SID	-	-	-	-	Lead: MoEF Co-Lead: ERD, GED	Repeated indicator (8.4.1)
12.2.2 Domestic material consumption, domestic material consumption per capita, and domestic material consumption per GDP	a) DoE, MoEF b) BBS, SID	-	-	-	-	Lead: MoEF Co-Lead: ERD, GED	Repeated indicator (8.4.2)
Target 12.3: By 2030, halve per capita global food waste at the retail and consumer levels and reduce food losses along production and supply chains, including post-harvest losses							
12.3.1 Global food loss index	a) BBS, SID b) FPMU, MoF	-	-	-	-	Lead: MoF Co-Lead: MoA	<ul style="list-style-type: none"> Metadata yet to be finalized. Total losses of agricultural commodities from the production to the retail level have to be estimated for Bangladesh.



Targets and Indicators	Data Sources (Relevant Agency with Ministry/ Division to generate/ provide data)	Baseline data (Year)	Milestone by 2020	Milestone by 2025	Target by 2030	Lead Ministry/ Divisions	Remarks
1	2	3	4	5	6	7	8
Target 12.4: By 2020, achieve the environmentally sound management of chemicals and all wastes throughout their life cycle, in accordance with agreed international frameworks, and significantly reduce their release to air, water and soil in order to minimize their adverse impacts on human health and the environment							
12.4.1 Number of parties to international multilateral environmental agreements on hazardous waste, and other chemicals that meet their commitments and obligations in transmitting information as required by each relevant agreement	DoE, MoEF	-	-	-	-	Lead: MoEF	<ul style="list-style-type: none"> Whether Bangladesh has made agreements on Basel convention, Montreal Protocol, Rotterdam Convention and Stockholm Convention-have to be acted upon. Qualitative indicator
12.4.2 Hazardous waste generated per capita and proportion of hazardous waste treated, by type of treatment	a) LGD b) DoE, MoEF c) MoST d) BBS, SID	-	-	-	-	Lead: LGD Co-Lead: MoEF	Metadata yet to be finalized.
Target 12.5: By 2030, substantially reduce waste generation through prevention, reduction, recycling and reuse							
12.5.1 National recycling rate, tons of material recycled	a) LGD b) BBS, SID	-	-	-	-	Lead: LGD	Metadata yet to be finalized.
Target 12.6: Encourage companies, especially large and transnational companies, to adopt sustainable practices and to integrate sustainability information into their reporting cycle							
12.6.1 Number of companies publishing sustainability reports	DoE, MoEF	-	-	-	-	Lead: MoEF	Metadata yet to be finalized.



Targets and Indicators	Data Sources (Relevant Agency with Ministry/ Division to generate/ provide data)	Baseline data (Year)	Milestone by 2020	Milestone by 2025	Target by 2030	Lead Ministry/ Divisions	Remarks
1	2	3	4	5	6	7	8
Target 12.7: Promote public procurement practices that are sustainable, in accordance with national policies and priorities							
12.7.1 Number of countries implementing sustainable public procurement policies and action plans	CPTU, IMED	Sustainable Procurement is not incorporated in the Public Procurement Rules (PPR), 2008 of Bangladesh. By 2020, PPR will conform sustainable Procurement, and by 2025, 10% of all public procurement will be sustainable. By 2030, all priority public procurement will be sustainable.				Lead: IMED (CPTU)	<ul style="list-style-type: none"> • Metadata yet to be finalized. • Global indicator
Target 12.8: By 2030, ensure that people everywhere have the relevant information and awareness for sustainable development and lifestyles in harmony with nature							
12.8.1 Extent to which (i) global citizenship education and (ii) education for sustainable development (including climate change education) are mainstreamed in (a) national education policies; (b) curricula; (c) teacher education; and (d) student assessment	a) MoE b) MoPME	-	-	-	-	Lead: SHED(MoE), Co-Lead: TMED(MoE), MoPME	<ul style="list-style-type: none"> • Metadata yet to be finalized. • Relevant to target 4.7
Target 12.a: Support developing countries to strengthen their scientific and technological capacity to move towards more sustainable patterns of consumption and production							
12.a.1 Amount of support to developing countries on research and development for sustainable consumption and production and environmentally sound technologies	ERD	-	-	-	-	Lead: ERD Co-Lead: MoFA	Metadata yet to be finalized.
Target 12.b: Develop and implement tools to monitor sustainable development impacts for sustainable tourism that creates jobs and promotes local culture and products							



Targets and Indicators	Data Sources (Relevant Agency with Ministry/ Division to generate/ provide data)	Baseline data (Year)	Milestone by 2020	Milestone by 2025	Target by 2030	Lead Ministry/ Divisions	Remarks
1	2	3	4	5	6	7	8
12.b.1 Number of sustainable tourism strategies or policies and implemented action plans with agreed monitoring and evaluation tools	a) MoCAT b) BFD, MoEF c) MoCA	-	-	-	-	Lead: MoCAT	<ul style="list-style-type: none"> • Metadata yet to be finalized. • Qualitative indicator • Relevant to targets 8.9 & 14.7 • Bangladesh has Tourism Policy 2010. Once metadata is finalized, a sustainable tourism strategies with monitoring and evaluation tools will be developed by 2020.
Target 12.c: Rationalize inefficient fossil-fuel subsidies that encourage wasteful consumption by removing market distortions, in accordance with national circumstances, including by restructuring taxation and phasing out those harmful subsidies, where they exist, to reflect their environmental impacts, taking fully into account the specific needs and conditions of developing countries and minimizing the possible adverse impacts on their development in a manner that protects the poor and the affected communities							
12.c.1 Amount of fossil-fuel subsidies per unit of GDP (production and consumption) and as a proportion of total national expenditure on fossil fuels	a) FD b) EMRD	-	-	-	-	Lead: FD	Metadata yet to be finalized.



Goal 13

Take urgent action to combat climate change and its impacts

Targets: 05, Indicators: 08

Readily available (green): 01; Partially available (yellow): 01; Not available (red): 06



Targets and Indicators	Data Sources (Relevant Agency with Ministry/ Division to generate/ provide data)	Baseline data (Year)	Milestone by 2020	Milestone by 2025	Target by 2030	Lead Ministry/ Divisions	Remarks
1	2	3	4	5	6	7	8
Target 13.1: Strengthen resilience and adaptive capacity to climate-related hazards and natural disasters in all countries							
13.1.1 Number of deaths, missing persons and directly affected persons attributed to disasters per 100,000 population	a) DDM, MoDMR b) BBS (ICCHL), SID c) MIS, DGHS, MoHFW d) BFD, MoEF	Affected Persons: 12,881 per 100,000 people in 2014 (ICCHL, BBS, 2015)	6,500	3,000	1,500	Lead: MoDMR Co-lead: MoEF	<ul style="list-style-type: none"> Repeated indicator (1.5.1 & 11.5.1) Next round of ICCHL of BBS will generate data based on metadata Relevant to targets 3.9 & 3.d
13.1.2 Number of countries that adopt and implement national disaster risk reduction strategies in line with the Sendai Framework for Disaster Risk Reduction 2015-2030	MoDMR	MoDMR has prepared Disaster Risk Reduction Strategies of Bangladesh (2016-2020) in line with the Sendai Framework for Disaster Risk Reduction 2015-2030 and other international protocol ratified by the Government of Bangladesh.				Lead: MoDMR	<ul style="list-style-type: none"> Repeated indicator (1.5.3 & 11.b.1) Relevant to targets 3.6, 3.d, 11.5 & 13.1 Global indicator
13.1.3 Proportion of local governments that adopt and implement local disaster risk reduction strategies in line with national disaster risk reduction strategies	(a) LGD (b) MoDMR	-	-	-	-	Lead: LGD Co-lead: MoDMR	<ul style="list-style-type: none"> Metadata yet to be finalized Repeated indicator (1.5.4 & 11.b.2) In consultation with MoDMR & UDD, LGD will ensure that all the LGIs prepare local DRR strategies in line with the national DRR strategies.



Targets and Indicators	Data Sources (Relevant Agency with Ministry/ Division to generate/ provide data)	Baseline data (Year)	Milestone by 2020	Milestone by 2025	Target by 2030	Lead Ministry/ Divisions	Remarks
1	2	3	4	5	6	7	8
Target 13.2: Integrate climate change measures into national policies, strategies and planning							
13.2.1 Number of countries that have communicated the establishment or operationalization of an integrated policy/strategy/plan which increases their ability to adapt to the adverse impacts of climate change, and foster climate resilience and low greenhouse gas emissions development in a manner that does not threaten food production (including a national adaptation plan, nationally determined contribution, national communication, biennial update report or other)	a) MoEF b) MoDMR	-	-	-	-	Lead: GED	<ul style="list-style-type: none"> • Metadata yet to be finalized. • Global indicator
Target 13.3: Improve education, awareness-raising and human and institutional capacity on climate change mitigation, adaptation, impact reduction and early warning							
13.3.1 Number of countries that have integrated mitigation, adaptation, impact reduction and early warning into primary, secondary and tertiary curricula	MoDMR	-	-	-	-	Lead: MoEF, Co-Lead: MoDMR	<ul style="list-style-type: none"> • Metadata yet to be finalized. • Global indicator • Qualitative indicator
13.3.2 Number of countries that have communicated the strengthening of institutional, systemic and individual capacity-building to implement adaptation, mitigation and technology transfer, and development actions	a) MoDMR b) DoE, MoEF	-	-	-	-	Lead: MoEF, Co-Lead: MoDMR	<ul style="list-style-type: none"> • Metadata yet to be finalized • Global indicator • Qualitative indicator



Targets and Indicators	Data Sources (Relevant Agency with Ministry/ Division to generate/ provide data)	Baseline data (Year)	Milestone by 2020	Milestone by 2025	Target by 2030	Lead Ministry/ Divisions	Remarks
1	2	3	4	5	6	7	8
Target 13.a: Implement the commitment undertaken by developed-country parties to the United Nations Framework Convention on Climate Change to a goal of mobilizing jointly \$100 billion annually by 2020 from all sources to address the needs of developing countries in the context of meaningful mitigation actions and transparency on implementation and fully operationalize the Green Climate Fund through its capitalization as soon as possible							
13.a.1 Mobilized amount of United States dollars per year starting in 2020 accountable towards the \$100 billion commitment	a) ERD	-	-	-	-	Lead: MoEF	<ul style="list-style-type: none"> • Metadata yet to be finalized • From 2020, ERD will track the amount disbursed for Bangladesh from the commitment received at Paris Agreement
	b) MoEF						
Target 13.b: Promote mechanisms for raising capacity for effective climate change-related planning and management in least developed countries and small island developing States, including focusing on women, youth and local and marginalized communities							
13.b.1 Number of least developed countries and small island developing States that are receiving specialized support, and amount of support, including finance, technology and capacity-building, for mechanisms for raising capacities for effective climate change-related planning and management, including focusing on women, youth and local and marginalized communities	ERD	-	-	-	-	Lead: MoEF	<ul style="list-style-type: none"> • Metadata yet to be finalized • Global indicator



Goal 14

Conserve and sustainably use the oceans, seas and marine resources for sustainable development

Targets: 10, Indicators: 10

Readily available (green): 0; Partially available (yellow): 01; Not available (red): 09



Targets and Indicators	Data Sources (Relevant Agency with Ministry/ Division to generate/ provide data)	Baseline data (Year)	Milestone by 2020	Milestone by 2025	Target by 2030	Lead Ministry/ Divisions	Remarks
1	2	3	4	5	6	7	8
Target 14.1: By 2025, prevent and significantly reduce marine pollution of all kinds, in particular from land-based activities, including marine debris and nutrient pollution							
14.1.1 Index of coastal eutrophication and floating plastic debris density	a) DoE, MoEF b) MoS c) BN, MoD	-	-	-	-	Lead: MoWR	Metadata yet to be finalized
Target 14.2: By 2020, sustainably manage and protect marine and coastal ecosystems to avoid significant adverse impacts, including by strengthening their resilience, and take action for their restoration in order to achieve healthy and productive oceans							
14.2.1 Proportion of national exclusive economic zones managed using ecosystem-based approaches	a) DoE, MoEF b) BFD, MoEF	-	-	-	-	Lead: MoFL Co-Lead: MoS; MoEF	Metadata yet to be finalized
Target 14.3: Minimize and address the impacts of ocean acidification, including through enhanced scientific cooperation at all levels							
14.3.1 Average marine acidity (pH) measured at agreed suite of representative sampling stations	DoE, MoEF	-	-	-	-	Lead: MoEF	Metadata yet to be finalized
Target 14.4: By 2020, effectively regulate harvesting and end overfishing, illegal, unreported and unregulated fishing and destructive fishing practices and implement science-based management plans, in order to restore fish stocks in the shortest time feasible, at least to levels that can produce maximum sustainable yield as determined by their biological characteristics							
14.4.1 Proportion of fish stocks within biologically sustainable levels	a) BBS, SID b) DoF, MoFL	-	-	-	-	Lead: MoFL	Agriculture Census-2018 will provide baseline figure
Target 14.5: By 2020, conserve at least 10 per cent of coastal and marine areas, consistent with national and international law and based on the best available scientific information							
14.5.1 Coverage of protected areas in relation to marine areas	a) DoE, MoEF b) BFD, MoEF c) DoF, MoFL	7.94% (DoF, 2016-17)	10%	10%	10%	Lead: MoFL Co-Lead: MoEF	DRF in 7 th FYP: Percentage of (a) coastal and (b) marine areas that are protected



Targets and Indicators	Data Sources (Relevant Agency with Ministry/ Division to generate/ provide data)	Baseline data (Year)	Milestone by 2020	Milestone by 2025	Target by 2030	Lead Ministry/ Divisions	Remarks
1	2	3	4	5	6	7	8
<p>Target 14.6: By 2020, prohibit certain forms of fisheries subsidies which contribute to overcapacity and overfishing, eliminate subsidies that contribute to illegal, unreported and unregulated fishing and refrain from introducing new such subsidies, recognizing that appropriate and effective special and differential treatment for developing and least developed countries should be an integral part of the World Trade Organization fisheries subsidies negotiation* (*Taking into account ongoing World Trade Organization negotiations, the Doha Development Agenda and the Hong Kong ministerial mandate.)</p>							
14.6.1 Progress by countries in the degree of implementation of international instruments aiming to combat illegal, unreported and unregulated fishing	a) DoF, MoFL b) BN, MoD	-	-	-	-	Lead: MoFL Co-Lead: MoD (BN)	Metadata yet to be finalized.
<p>Target 14.7: By 2030, increase the economic benefits to Small Island developing States and least developed countries from the sustainable use of marine resources, including through sustainable management of fisheries, aquaculture and tourism</p>							
14.7.1 Sustainable fisheries as a proportion of GDP in small island developing States, least developed countries and all countries	a)BBS (NAW), SID b) DoF, MoFL	-	-	-	-	Lead: MoFL	<ul style="list-style-type: none"> • Metadata yet to be finalized. • Fishing as a proportion of GDP in 2014-15 was 3.29%
<p>Target 14.a: Increase scientific knowledge, develop research capacity and transfer marine technology, taking into account the Intergovernmental Oceanographic Commission Criteria and Guidelines on the Transfer of Marine Technology, in order to improve ocean health and to enhance the contribution of marine biodiversity to the development of developing countries, in particular small island developing States and least developed countries</p>							
14.a.1 Proportion of total research budget allocated to research in the field of marine technology	FD	-	-	-	-	Lead: MoST; Co-Lead: MoS	Metadata yet to be finalized.



Targets and Indicators	Data Sources (Relevant Agency with Ministry/ Division to generate/ provide data)	Baseline data (Year)	Milestone by 2020	Milestone by 2025	Target by 2030	Lead Ministry/ Divisions	Remarks
1	2	3	4	5	6	7	8
Target 14.b: Provide access for small-scale artisanal fishers to marine resources and markets							
14.b.1 Progress by countries in the degree of application of a legal/ regulatory/ policy/ institutional framework which recognizes and protects access rights for small-scale fisheries	DoF, MoFL	-	-	-	-	Lead: MoFL	Metadata yet to be finalized.
Target 14.c: Enhance the conservation and sustainable use of oceans and their resources by implementing international law as reflected in UNCLOS, which provides the legal framework for the conservation and sustainable use of oceans and their resources, as recalled in paragraph 158 of "The Future We Want"							
14.c.1 Number of countries making progress in ratifying, accepting and implementing through legal, policy and institutional frameworks, ocean-related instruments that implement international law, as reflected in the United Nation Convention on the Law of the Sea, for the conservation and sustainable use of the oceans and their resources	MoFA	-	-	-	-	Lead: MoFA	<ul style="list-style-type: none"> • Metadata yet to be finalized. • Global indicator



Goal 15

Protect, restore and promote sustainable use of terrestrial ecosystems, sustainably manage forests, combat desertification, and halt and reverse land degradation and halt biodiversity loss

Targets: 12, Indicators: 14

Readily available (green): 02; Partially available (yellow): 05; Not available (red): 07



Targets and Indicators	Data Sources (Relevant Agency with Ministry/ Division to generate/ provide data)	Baseline data (Year)	Milestone by 2020	Milestone by 2025	Target by 2030	Lead Ministry/ Divisions	Remarks
1	2	3	4	5	6	7	8
Target 15.1: By 2020, ensure the conservation, restoration and sustainable use of terrestrial and inland freshwater ecosystems and their services, in particular forests, wetlands, mountains and dry lands, in line with obligations under international agreements							
15.1.1 Forest area as a proportion of total land area	BFD, MoEF	13.22% (2015, BFD, MoEF)	15%	18%	20%	Lead: MoEF	DRF indicator of the 7 th FYP
15.1.2 Proportion of important sites for terrestrial and freshwater biodiversity that are covered by protected areas, by ecosystem type	a) DoE, MoEF b) DoF, MoFL c) BFD, MoEF	a) Terrestrial: 1.7% (2014-15, MoEF) b) Freshwater: 1.8% (2013-14, MoEF)	a) 2.4% b) 5%	a) 3.3% b) 9%	a) 5% b) 14%	Lead: MoEF	
Target 15.2: By 2020, promote the implementation of sustainable management of all types of forests, halt deforestation, restore degraded forests and substantially increase afforestation and reforestation globally							
15.2.1 Progress towards sustainable forest management	BFD, MoEF	-	-	-	-	Lead: MoEF	
Target 15.3: By 2030, combat desertification, restore degraded land and soil, including land affected by desertification, drought and floods, and strive to achieve a land degradation-neutral world							
15.3.1 Proportion of land that is degraded over total land area	a) DoE, MoEF b) MoL c) MoA d) BBS(Agriculture census), SID	-	-	-	-	Lead: MoEF Co-Lead: MoL	<ul style="list-style-type: none"> • Metadata yet to be finalized • Agriculture census 2018 will provide the baseline figure



Targets and Indicators	Data Sources (Relevant Agency with Ministry/ Division to generate/ provide data)	Baseline data (Year)	Milestone by 2020	Milestone by 2025	Target by 2030	Lead Ministry/ Divisions	Remarks
1	2	3	4	5	6	7	8
Target 15.4: By 2030, ensure the conservation of mountain ecosystems, including their biodiversity, in order to enhance their capacity to provide benefits that are essential for sustainable development							
15.4.1 Coverage by protected areas of important sites for mountain biodiversity	a) BFD, MoEF b) MoCHTA	-	-	-	-	Lead: MoEF	BFD will take initiative to generate baseline data.
15.4.2 Mountain Green Cover Index	a) BFD, MoEF b) MoCHTA	-	-	-	-	Lead: MoEF	Relevant to target 6.6
Target 15.5: Take urgent and significant action to reduce the degradation of natural habitats, halt the loss of biodiversity and, by 2020, protect and prevent the extinction of threatened species							
Target 15.5: Take urgent and significant action to reduce the degradation of natural habitats, halt the loss of biodiversity and, by 2020, protect and prevent the extinction of threatened species							
15.5.1 Red List Index (RLI)	a) MoEF b) BFD, MoEF	a) Mammals: 0.55 b) Birds: 0.91 c) Reptiles: 0.76 d) Amphibians: 0.85 e) Fresh Water Fish: 0.81 f) Crustaceans: 0.90 g) Butterflies: 0.64 (IUCN, 2015)	-	-	-	Lead: MoEF	<ul style="list-style-type: none"> • Latest RLI was done in 2015 • Next assessment will be done in 2020



Targets and Indicators	Data Sources (Relevant Agency with Ministry/ Division to generate/ provide data)	Baseline data (Year)	Milestone by 2020	Milestone by 2025	Target by 2030	Lead Ministry/ Divisions	Remarks
1	2	3	4	5	6	7	8
Target 15.6: Promote fair and equitable sharing of the benefits arising from the utilization of genetic resources and promote appropriate access to such resources, as internationally agreed							
15.6.1 Number of countries that have adopted legislative, administrative and policy frameworks to ensure fair and equitable sharing of benefits	a) MoEF	Bangladesh Biological Diversity Act-2017 covered the legislative, administrative and policy frameworks to ensure fair and equitable sharing of benefits				Lead: MoEF	<ul style="list-style-type: none"> • Global indicator • Qualitative indicator
Target 15.7: Take urgent action to end poaching and trafficking of protected species of flora and fauna and address both demand and supply of illegal wildlife products							
15.7.1 Proportion of traded wildlife that was poached or illicitly trafficked	a) BFD, MoEF b) DoE, MoEF	-	-	-	-	Lead: MoEF	<ul style="list-style-type: none"> • Metadata yet to be finalized • Repeated indicator (15.c.1) • BFD will take initiative to generate baseline data
Target 15.8: By 2020, introduce measures to prevent the introduction and significantly reduce the impact of invasive alien species on land and water ecosystems and control or eradicate the priority species							
15.8.1 Proportion of countries adopting relevant national legislation and adequately resourcing the prevention or control of invasive alien species	MoEF	BFD and MoEF have been taking initiative to formulate IAS & CBD related documents. Invasive Alien Species (IAS) and Biosecurity related legislation will be adapted by 2020 and will be fully operational by 2025.				Lead: MoEF	



Targets and Indicators	Data Sources (Relevant Agency with Ministry/ Division to generate/ provide data)	Baseline data (Year)	Milestone by 2020	Milestone by 2025	Target by 2030	Lead Ministry/ Divisions	Remarks
1	2	3	4	5	6	7	8
Target 15.9: By 2020, integrate ecosystem and biodiversity values into national and local planning, development processes, poverty reduction strategies and accounts							
15.9.1 Progress towards national targets established in accordance with Aichi Biodiversity Target 2 of the Strategic Plan for Biodiversity 2011-2020	a) MoEF b) BFD, MoEF	-	-	-	-	Lead: MoEF	<ul style="list-style-type: none"> • Metadata yet to be finalized. • Bangladesh Biological Diversity Act has been enacted in 2017. • National Biodiversity Strategy and Action Plan (NBSAP) is formulated and updated along with primary economic valuation of biodiversity.
Target 15.a: Mobilize and significantly increase financial resources from all sources to conserve and sustainably use biodiversity and ecosystems							
15.a.1 Official development assistance and public expenditure on conservation and sustainable use of biodiversity and ecosystems	a) ERD b) FD c) MoEF d) MoA e) UNSTATS	41.07 (2015, UNSTATS, constant US\$ Million)	100 MUSS	150 MUSS	200 MUSS	Lead: ERD Co-Lead: FD	Repeated indicator (15.b.1)



Targets and Indicators	Data Sources (Relevant Agency with Ministry/ Division to generate/ provide data)	Baseline data (Year)	Milestone by 2020	Milestone by 2025	Target by 2030	Lead Ministry/ Divisions	Remarks
1	2	3	4	5	6	7	8
Target 15.b: Mobilize significant resources from all sources and at all levels to finance sustainable forest management and provide adequate incentives to developing countries to advance such management, including for conservation and reforestation							
15.b.1 Official development assistance and public expenditure on conservation and sustainable use of biodiversity and ecosystems	a) ERD b) FD c) MoEF d) MoA e) UNSTATS	41.07 (2015, UNSTATS, constant US\$ Million)	100 MU\$	150 MU\$	200 MU\$	Lead: ERD	Repeated indicator (15.a.1)
Target 15.c: Enhance global support for efforts to combat poaching and trafficking of protected species, including by increasing the capacity of local communities to pursue sustainable livelihood opportunities							
15.c.1 Proportion of traded wildlife that was poached or illicitly trafficked	a) BFD, MoEF b) DoE, MoEF	-	-	-	-	Lead: MoEF; Co-Lead: MoFA	<ul style="list-style-type: none"> • Metadata yet to be finalized. • Repeated indicator (15.7.1) • BFD will take initiative to generate baseline data.



Goal 16

Promote peaceful and inclusive societies for sustainable development, provide access to justice for all and build effective, accountable and inclusive institutions at all levels

Targets: 12, Indicators: 23

Readily available (green): 04; Partially available (yellow): 05; Not available (red): 14



Targets and Indicators	Data Sources (Relevant Agency with Ministry/ Division to generate/ provide data)	Baseline data (Year)	Milestone by 2020	Milestone by 2025	Target by 2030	Lead Ministry/ Divisions	Remarks
1	2	3	4	5	6	7	8
Target 16.1: Significantly reduce all forms of violence and related death rates everywhere							
16.1.1 Number of victims of intentional homicide per 100,000 population, by sex and age	BP, PSD, MoHA	Total: 1.8 Male: 1.4 Female: 0.4 (2015, PSD, MoHA)	Total: 1.6 Male: 1.3 Female: 0.3	Total: 1.5 Male: 1.2 Female: 0.3	Total: 1 Male: 0.9 Female: 0.2	Lead: MoHA	Disaggregated data by age is required.
16.1.2 Conflict-related deaths per 100,000 population, by sex, age and cause	BP, PSD, MoHA	-	-	-	-	Lead: MoHA	Metadata yet to be finalized.
16.1.3 Proportion of population subjected to physical, psychological or sexual violence in the previous 12 months	BBS (VAW Survey), SID	Female: 57.7% (VAW Survey, 2015)	Female: 47%	Female: 30%	Female: 15%	Lead: MoHA	Existing survey needs to be revised to cover all population.
16.1.4 Proportion of population that feel safe walking alone around the area they live	BBS (Citizen Perception Survey), SID	-	-	-	-	Lead: MoHA	Baseline figure will be available in 2018 Survey.
Target 16.2: End abuse, exploitation, trafficking and all forms of violence against and torture of children							
16.2.1 Proportion of children aged 1-17 years who experienced any physical punishment and/or psychological aggression by caregivers in the past month	BBS (MICS), SID	-	-	-	-	Lead: MoHA; Co-Lead: MoWCA	Baseline figure will be available in 2018 Survey.
16.2.2 Number of victims of human trafficking per 100,000 population, by sex, age and form of exploitation	a) BGB, MoHA b) BP, PSD, MoHA	0.85 (M: 0.53; F 0.32) (MoHA, 2015)	0.5	0.3	0	Lead: MoHA	
16.2.3 Proportion of young women and men aged 18-29 years who experienced sexual violence by age 18	BBS (VAW Survey), SID	Female: 3.45% (VAW Survey, 2015)	Female: 3%	Female: 1.5%	Female: 0%	Lead: MoWCA Co-Lead: MoHA	Existing survey needs to be revised to cover all population.



Targets and Indicators	Data Sources (Relevant Agency with Ministry/ Division to generate/ provide data)	Baseline data (Year)	Milestone by 2020	Milestone by 2025	Target by 2030	Lead Ministry/ Divisions	Remarks
1	2	3	4	5	6	7	8
Target 16.3: Promote the rule of law at the national and international levels and ensure equal access to justice for all							
16.3.1 Proportion of victims of violence in the previous 12 months who reported their victimization to competent authorities or other officially recognized conflict resolution mechanisms	a) BBS (VAW Survey), SID b) BP, MoHA	Female: 2.45% (VAW Survey, 2015)	Female: 10%	Female: 20%	Female: 30%	Lead: LJD; Co-Lead: LPAD, MoHA	Existing survey needs to be revised to cover all population.
16.3.2 Unsentenced detainees as a proportion of overall prison population	Department of Prison, SSD, MoHA	79% (DoP, SSD, MoHA, 2016-17)	70%	50%	40%	Lead: SSD, MoHA	
Target 16.4: By 2030, significantly reduce illicit financial and arms flows, strengthen the recovery and return of stolen assets and combat all forms of organized crime							
16.4.1 Total value of inward and outward illicit financial flows (in current United States dollars)	FID (BB)	-	-	-	-	Lead: FID (BB); Co-Lead: MoHA	Metadata yet to be finalized.
16.4.2 Proportion of seized, found or surrendered arms whose illicit origin or context has been traced or established by a competent authority in line with international instruments	a) MoHA b) MoD	-	-	-	-	Lead: MoHA	Metadata yet to be finalized.
Target 16.5: Substantially reduce corruption and bribery in all their forms							
16.5.1 Proportion of persons who had at least one contact with a public official and who paid a bribe to a public official, or were asked for a bribe by those public officials, during the previous 12 months	BBS (Citizen Perception Survey), SID	-	-	-	-	Lead: CD	Baseline figure will be available through MICS-2018.
16.5.2 Proportion of businesses that had at least one contact with a public official and that paid a bribe to a public official, or were asked for a bribe by those public officials during the previous 12 months	BBS, SID	-	-	-	-	Lead: CD	BBS will conduct enterprise survey to generate relevant data.



Targets and Indicators	Data Sources (Relevant Agency with Ministry/ Division to generate/ provide data)	Baseline data (Year)	Milestone by 2020	Milestone by 2025	Target by 2030	Lead Ministry/ Divisions	Remarks
1	2	3	4	5	6	7	8
Target 16.6: Develop effective, accountable and transparent institutions at all levels							
16.6.1 Primary government expenditures as a proportion of original approved budget, by sector (or by budget codes or similar)	FD	-	-	-	-	Lead: CD	FD will generate data collecting information from CGA.
16.6.2 Proportion of the population satisfied with their last experience of public services	BBS, SID	-	-	-	-	Lead: CD	<ul style="list-style-type: none"> • Metadata yet to be finalized. • A2i and BBS can do citizen satisfaction survey
Target 16.7: Ensure responsive, inclusive, participatory and representative decision-making at all levels							
16.7.1 Proportions of positions (by sex, age, persons with disabilities and population groups) in public institutions (national and local legislatures, public service, and judiciary) compared to national distributions	a) MoPA b) LGD c) LPAD d) LJD	-	-	-	-	Lead: MoPA	<ul style="list-style-type: none"> • Metadata yet to be finalized. • Relevant to targets 5.5 & 10.2
16.7.2 Proportion of population who believe decision-making is inclusive and responsive, by sex, age, disability and population group	BBS, SID	-	-	-	-	Lead: GED	<ul style="list-style-type: none"> • Metadata yet to be finalized. • New survey required.
Target 16.8: Broaden and strengthen the participation of developing countries in the institutions of global governance							
16.8.1 Proportion of members and voting rights of developing countries in international organizations	a) FD b) ERD	-	-	-	-	Lead: MoFA Co-Lead: ERD, FD	<ul style="list-style-type: none"> • Repeated indicator (10.6.1) • Global indicator
Target 16.9: By 2030, provide legal identity for all, including birth registration							
16.9.1 Proportion of children under 5 years of age whose births have been registered with a civil authority, by age	a) LGD b) BBS (MICS), SID	37% (MICS 2012-13)	60%	80%	100%	Lead: LGD Co-Lead: EC	



Targets and Indicators	Data Sources (Relevant Agency with Ministry/ Division to generate/ provide data)	Baseline data (Year)	Milestone by 2020	Milestone by 2025	Target by 2030	Lead Ministry/ Divisions	Remarks
1	2	3	4	5	6	7	8
Target 16.10: Ensure public access to information and protect fundamental freedoms, in accordance with national legislation and international agreements							
16.10.1 Number of verified cases of killing, kidnapping, enforced disappearance, arbitrary detention and torture of journalists, associated media personnel, trade unionists and human rights advocates in the previous 12 months	a) BP, MoHA b) Registrar, Supreme Court c) NHRC	-	-	-	-	Lead: PSD, MoHA Co-Lead: MoInf	
16.10.2 Number of countries that adopt and implement constitutional, statutory and/or policy guarantees for public access to information	MoFA (UPR)	Right to Information Act 2009 has been enacted in Bangladesh. The Act makes provisions for ensuring free flow of information and people's right to information. The freedom of thought, conscience and speech is recognized in the Constitution as a fundamental right and the right to information is an alienable part of it. In line with the act, an Independent Information Commission has also been established.				Lead: MoInf	Global indicator
Target 16.a: Strengthen relevant national institutions, including through international cooperation, for building capacity at all levels, in particular in developing countries, to prevent violence and combat terrorism and crime							
16.a.1 Existence of independent national human rights institutions in compliance with the Paris Principles	a) MoFA (UPR) b) NHRC	According to the constitution of the People's Republic of Bangladesh, the main aim of the state is to protect, promote and ensure human rights. In accordance with the provision of National Human Rights Commission Act 2009, a statutory independent National Human Rights Commission has been established in the country. The purpose of establishing such splendid institution is to contribute to the embodiment of human dignity and integrity as well as to the safeguard of the basic order of democracy so that inalienable fundamental human rights of all individuals are protected and the standards of human rights are improved in the country.				Lead: MoHA; Co-Lead: MoPA	Qualitative Indicator



Targets and Indicators	Data Sources (Relevant Agency with Ministry/ Division to generate/ provide data)	Baseline data (Year)	Milestone by 2020	Milestone by 2025	Target by 2030	Lead Ministry/ Divisions	Remarks
1	2	3	4	5	6	7	8
Target 16.b: Promote and enforce non-discriminatory laws and policies for sustainable development							
16.b.1 Proportion of population reporting having personally felt discriminated against or harassed in the previous 12 months on the basis of a ground of discrimination prohibited under international human rights law	a) BBS, SID b) MoFA (UPR)	-	-	-	-	Lead: LPAD	<ul style="list-style-type: none"> • Metadata yet to be finalized. • Repeated indicator (10.3.1)

17 PARTNERSHIPS
FOR THE GOALS



Goal 17

Strengthen the means of implementation and revitalize the global partnership for sustainable development

Targets: 19, Indicators: 25

Readily available (green): 12; Partially available (yellow): 05; Not available (red): 08



Targets and Indicators	Data Sources (Relevant Agency with Ministry/ Division to generate/ provide data)	Baseline data (Year)	Milestone by 2020	Milestone by 2025	Target by 2030	Lead Ministry/ Divisions	Remarks
1	2	3	4	5	6	7	8
Finance							
Target 17.1: Strengthen domestic resource mobilization, including through international support to developing countries, to improve domestic capacity for tax and other revenue collection							
17.1.1 Total government revenue as a proportion of GDP, by source	a) NBR, IRD b) FD	9.6% (FD, FY15)	16%	17%	18%	Lead: IRD	DRF indicator of the 7 th FYP
17.1.2 Proportion of domestic budget funded by domestic taxes	FD	63% (FD, FY15)	65%	67%	70%	Lead: FD	
Target 17.2: Developed countries to implement fully their official development assistance commitments, including the commitment by many developed countries to achieve the target of 0.7 per cent of ODA/GNI to developing countries and 0.15 to 0.20 per cent of ODA/GNI to least developed countries; ODA providers are encouraged to consider setting a target to provide at least 0.20 per cent of ODA/GNI to least developed countries							
17.2.1 Net official development assistance, total and to least developed countries, as a proportion of the Organization for Economic Cooperation and Development (OECD) Development Assistance Committee donors' gross national income (GNI)	ERD	a) Total net ODA: 131.6 billion US\$ b) Total net ODA to LDCs: 37.3 billion US\$ c) Net ODA to Bangladesh: 3.00 billion US\$ (OECD, 2015 & ERD, 2015)	-	-	-	Lead: ERD	<ul style="list-style-type: none"> • DRF indicator of the 7th FYP • Global indicator



Targets and Indicators	Data Sources (Relevant Agency with Ministry/ Division to generate/ provide data)	Baseline data (Year)	Milestone by 2020	Milestone by 2025	Target by 2030	Lead Ministry/ Divisions	Remarks
1	2	3	4	5	6	7	8
Target 17.3: Mobilize additional financial resources for developing countries from multiple sources							
17.3.1 Foreign direct investments (FDI), official development assistance and South-South Cooperation as a proportion of total domestic budget	a) BIDA, PMO b) ERD	(a) FDI: 5.7% (BIDA, FY15) (b) ODA: 11.6% (ERD, FY15)	(a) FDI: 14% (b) ODA: 11%	(a) FDI: 14% (b) ODA: 10%	(a) FDI: 14% (b) ODA: 9%	Lead: ERD	<ul style="list-style-type: none"> DRF indicator of the 7th FYP South-South Cop data is not available presently. Resemblance to 10.b.1
17.3.2 Volume of remittances (in United States dollars) as a proportion of total GDP	FID (BB)	7.85% (BB, FY 15)	7.60%	9%	10%	Lead: FID (BB)	
Target 17.4: Assist developing countries in attaining long-term debt sustainability through coordinated policies aimed at fostering debt financing, debt relief and debt restructuring, as appropriate, and address the external debt of highly indebted poor countries to reduce debt distress							
17.4.1 Debt service as a proportion of exports of goods and services	a) ERD b) FD	5.12% (ERD, FY15)	5%	4.5%	4%	Lead: FD	
Target 17.5: Adopt and implement investment promotion regimes for least developed countries							
17.5.1 Number of countries that adopt and implement investment promotion regimes for least developed countries	a) BIDA, PMO b) NBR, IRD	-	-	-	-	Lead: PMO (BIDA)	<ul style="list-style-type: none"> Metadata yet to be finalized. Global indicator
Technology							
Target 17.6: Enhance North-South, South-South and triangular regional and international cooperation on and access to science, technology and innovation and enhance knowledge sharing on mutually agreed terms, including through improved coordination among existing mechanisms, in particular at the United Nations level, and through a global technology facilitation mechanism							
17.6.1 Number of science and/or technology cooperation agreements and programmes between countries, by type of cooperation	a) MoST b) MoFA c) ERD	-	-	-	-	Lead: MoST	Metadata yet to be finalized.



Targets and Indicators	Data Sources (Relevant Agency with Ministry/ Division to generate/ provide data)	Baseline data (Year)	Milestone by 2020	Milestone by 2025	Target by 2030	Lead Ministry/ Divisions	Remarks
1	2	3	4	5	6	7	8
17.6.2 Fixed Internet broadband subscriptions per 100 inhabitants, by speed	BTRC, PTD	2.41 (BTRC, 2015)	8	15	20	Lead: PTD	<ul style="list-style-type: none"> DRF indicator of the 7th FYP Relevant to targets 9.c & 17.8
Target 17.7: Promote the development, transfer, dissemination and diffusion of environmentally sound technologies to developing countries on favourable terms, including on concessional and preferential terms, as mutually agreed							
17.7.1 Total amount of approved funding for developing countries to promote the development, transfer, dissemination and diffusion of environmentally sound technologies	ERD	-	-	-	-	Lead: MoEF	Metadata yet to be finalized.
Target 17.8: Fully operationalize the technology bank and science, technology and innovation capacity-building mechanism for least developed countries by 2017 and enhance the use of enabling technology, in particular information and communications technology							
17.8.1 Proportion of individuals using the Internet	a) BBS (ICT Use Survey), SID b) BTRC, PTD	30.39% (BTRC, 2015)	40%	70%	90%	Lead: PTD Co-Lead: ICTD	<ul style="list-style-type: none"> DRF indicator of the 7th FYP Relevant to targets 1.4, 5.b, 16.10, 17.6 & 17.8
Capacity-building							
Target 17.9: Enhance international support for implementing effective and targeted capacity-building in developing countries to support national plans to implement all the sustainable development goals, including through North-South, South-South and triangular cooperation							
17.9.1 Dollar value of financial and technical assistance (including through North-South, South-South and triangular cooperation) committed to developing countries	a) FID (BB) b) ERD	570.8 MUSS (ERD, 2015)	900 MUSS	1200 MUSS	1500 MUSS	Lead: ERD Co-Lead: MoFA	Dollar value of TA projects is mentioned here.



Targets and Indicators	Data Sources (Relevant Agency with Ministry/ Division to generate/ provide data)	Baseline data (Year)	Milestone by 2020	Milestone by 2025	Target by 2030	Lead Ministry/ Divisions	Remarks
1	2	3	4	5	6	7	8
Trade							
Target 17.10: Promote a universal, rules-based, open, non-discriminatory and equitable multilateral trading system under the World Trade Organization, including through the conclusion of negotiations under its Doha Development Agenda							
17.10.1 Worldwide weighted tariff-average	a) BTC, MoC b) WTO Cell, MoC	4.85% (MoC, 2015)	5.5%	5.5%	5.5%	Lead: MoC Co-Lead: MoFA	<ul style="list-style-type: none"> Global indicator Baseline figure is the weighted average tariff of Bangladesh
Target 17.11: Significantly increase the exports of developing countries, in particular with a view to doubling the least developed countries' share of global exports by 2020							
17.11.1 Developing countries' and least developed countries' share of global exports	MoC	a) Global Service Exports => Developing: 31.04%; LDCs: 0.84% b) Global Merchandise Exports => Developing: 44.56%; LDCs: 0.94% c) Global Service Imports => Developing: 39.20%; LDCs: 1.68% d) Global Merchandise Imports=> Developing: 42.19%; LDC: 1.45% (2015, UNSTATS)				Lead: MoC Co-Lead: MoFA	Global indicator
Target 17.12: Realize timely implementation of duty-free and quota-free market access on a lasting basis for all least developed countries, consistent with World Trade Organization decisions, including by ensuring that preferential rules of origin applicable to imports from least developed countries are transparent and simple, and contribute to facilitating market access							
17.12.1 Average tariffs faced by developing countries, least developed countries and small island developing States	BTC, MoC	a) MFN: 8.25% b) Preferential: 3.88% (MoC, 2014)	a) 8.25% b) 3.88%	a) 8.25% b) 3.88%	a) 8.25% b) 3.88%	Lead: MoC Co-Lead: MoFA	<ul style="list-style-type: none"> Global indicator Baseline figure is average tariffs faced by Bangladesh in developed countries.



Targets and Indicators	Data Sources (Relevant Agency with Ministry/ Division to generate/ provide data)	Baseline data (Year)	Milestone by 2020	Milestone by 2025	Target by 2030	Lead Ministry/ Divisions	Remarks
1	2	3	4	5	6	7	8
Systemic issues							
<i>Policy and institutional coherence</i>							
Target 17.13: Enhance global macroeconomic stability, including through policy coordination and policy coherence							
17.13.1 Macroeconomic Dashboard	a) GED b) FD c) BBS (NAW), SID	-	-	-	-	Lead: FD Co-Lead: GED	<ul style="list-style-type: none"> • Metadata yet to be finalized. • Qualitative indicator
Target 17.14: Enhance policy coherence for sustainable development							
17.14.1 Number of countries with mechanisms in place to enhance policy coherence of sustainable development	a) GED b) MoEF	-	-	-	-	Lead: PMO Co-Lead: GED	<ul style="list-style-type: none"> • Metadata yet to be finalized. • Global indicator • Qualitative indicator • The National Sustainable Development Strategy (NSDS: 2010-2021) of Bangladesh has spelled out the balance among economic, social and environmental requirements of development.



Targets and Indicators	Data Sources (Relevant Agency with Ministry/ Division to generate/ provide data)	Baseline data (Year)	Milestone by 2020	Milestone by 2025	Target by 2030	Lead Ministry/ Divisions	Remarks
1	2	3	4	5	6	7	8
Target 17.15: Respect each country's policy space and leadership to establish and implement policies for poverty eradication and sustainable development							
17.15.1 Extent of use of country-owned results frameworks and planning tools by providers of development cooperation (%)	a) GED b) ERD	a) new development interventions drawn from country led RF: 82.9% b) result indicators drawn from country led RF: 56.6% c) results framework which will be monitored using government sources and monitoring system: 51.5% (OECD & UNDP, 2017)	-	-	-	Lead: GED	<ul style="list-style-type: none"> Global indicator ERD can initiate a survey to see the extent of using DRF of our 7th FYP by the DPs



Targets and Indicators	Data Sources (Relevant Agency with Ministry/ Division to generate/ provide data)	Baseline data (Year)	Milestone by 2020	Milestone by 2025	Target by 2030	Lead Ministry/ Divisions	Remarks
1	2	3	4	5	6	7	8
Multi-stakeholder partnerships							
Target 17.16: Enhance the global partnership for sustainable development, complemented by multi-stakeholder partnerships that mobilize and share knowledge, expertise, technology and financial resources, to support the achievement of the sustainable development goals in all countries, in particular developing countries							
17.16.1 Number of countries reporting progress in multi-stakeholder development effectiveness monitoring frameworks that support the achievement of the sustainable development goals	ERD	Bangladesh is developing a new national development co-operation policy and a Joint Co-operation Strategy that will integrate the national development priorities with the Sustainable Development Goals.				Lead: MoFA Co-Lead: ERD	Global indicator
Target 17.17: Encourage and promote effective public, public-private and civil society partnerships, building on the experience and resourcing strategies of partnerships							
17.17.1 Amount of United States dollars committed to public-private and civil society partnerships	a) NGOAB, PMO b) PPPA, PMO c) ERD	-	-	-	-	Lead: PMO	ERD will generate baseline data taking inputs from PPPA & NGOAB.
Data, monitoring and accountability							
Target 17.18: By 2020, enhance capacity-building support to developing countries, including for least developed countries and small island developing States, to increase significantly the availability of high-quality, timely and reliable data disaggregated by income, gender, age, race, ethnicity, migratory status, disability, geographic location and other characteristics relevant in national contexts							
17.18.1 Proportion of sustainable development indicators produced at the national level with full disaggregation when relevant to the target, in accordance with the Fundamental Principles of Official Statistics	a) GED b) SID	-	-	-	-	Lead: SID (BBS)	Metadata yet to be finalized.
17.18.2 Number of countries that have national statistical legislation that complies with the Fundamental Principles of Official Statistics	SID	Bangladesh has Statistics Act 2013, approved by the National Parliament. There is also Statistics Rule 2014.				Lead: SID (BBS)	<ul style="list-style-type: none"> Global indicator Qualitative indicator
17.18.3 Number of countries with a national statistical plan that is fully funded and under implementation, by source of funding	SID	The Government of Bangladesh has adopted an actionable National Strategy for Development of Statistics (NSDS) with strategic directions, policies and institutional reforms for strengthening the BBS.				Lead: SID (BBS)	<ul style="list-style-type: none"> Global indicator NSDS will be updated by SID, if required, to comply the SDGs targets.




Targets and Indicators	Data Sources (Relevant Agency with Ministry/ Division to generate/ provide data)	Baseline data (Year)	Milestone by 2020	Milestone by 2025	Target by 2030	Lead Ministry/ Divisions	Remarks
1	2	3	4	5	6	7	8
Target 17.19: By 2030, build on existing initiatives to develop measurements of progress on sustainable development that complement gross domestic product, and support statistical capacity-building in developing countries							
17.19.1 Dollar value of all resources made available to strengthen statistical capacity in developing countries	a) ERD b) SID	-	-	-	-	Lead: SID	<ul style="list-style-type: none"> Global indicator For LDCs, 184.6 MUSS was allocated for statistical capacity development (2014, PARIS21)
17.19.2 Proportion of countries that (a) have conducted at least one population and housing census in the last 10 years; and (b) have achieved 100 per cent birth registration and 80 per cent death registration	a) BBS, SID b) LGD	(a) Bangladesh conducts Population and Household Census in every 10 years. (b) BR: 37% (MICS, 2012-13) DR: 49%	(a)- (b) BR: 60% DR: 60%	(a) 6 th round of Population and Household census will be held in 2021. (b) BR: 80% DR: 70%	(a)- (b) BR: 100% DR: 80%	Lead: SID Co-lead: LGD	<ul style="list-style-type: none"> Global indicator Part (a) is qualitative and Part (b) is quantitative

List of Notable Publications by General Economics Division (GED) Bangladesh Planning Commission since 2009

1. Policy Study on Financing Growth and Poverty Reduction: Policy Challenges and Options in Bangladesh (May 2009)
2. Policy Study on Responding to the Millennium Development Challenge Through Private Sectors Involvement in Bangladesh (May 2009)
3. Policy Study on The Probable Impacts of Climate Change on Poverty and Economic Growth and the Options of Coping with Adverse Effect of Climate Change in Bangladesh (May 2009)
4. Steps Towards Change: National Strategy for Accelerated Poverty Reduction II (Revised) FY 2009-11 (December 2009)
5. Millennium Development Goals: Bangladesh Progress Report-2009 (2009)
6. Millennium Development Goals: Needs Assessment and Costing 2009-2015 Bangladesh (July 2009)
7. এমডিভি কর্ম-পরিকল্পনা (৫১ টি উপজেলা) (জানুয়ারি-জুন-২০১০)
8. MDG Action Plan (51 Upazillas) (January 2011)
9. MDG Financing Strategy for Bangladesh (April 2011)
10. SAARC Development Goals: Bangladesh Progress Report-2011 (August 2011)
11. Background Papers of the Sixth Five Year Plan (Volume 1-4) (September 2011)
12. 6th Five Year Plan (FY 2011-FY 2015) (December 2011)
13. Millennium Development Goals: Bangladesh Progress Report-2011 (February 2012)
14. Perspective Plan of Bangladesh 2010-2021: Making Vision 2021 a Reality (April 2012)
15. Public Expenditure for Climate Change: Bangladesh Climate Public Expenditure and Institutional Review (October 2012)
16. Development of Results Framework for Private Sectors Development in Bangladesh (2012)
17. ষষ্ঠ পঞ্চবার্ষিক পরিকল্পনা (২০১১-১৫) বাংলা অনুবাদ (অক্টোবর ২০১২)
18. Climate Fiscal Framework (October 2012)
19. Public Expenditure for Climate Change: Bangladesh CPEIR 2012
20. First Implementation Review of the Sixth Five year Plan -2012 (January 2013)

21. বাংলাদেশের প্রথম হেফিড পরিকল্পনা ২০১০-২০১১ রূপকল্প ২০২১ বাস্তবে রূপায়ণ (ফেব্রুয়ারি ২০১৩)
22. National Sustainable Development Strategy (2010-2021) (May 2013)
23. জাতীয় টেকসই উন্নয়ন কৌশলপত্র (২০১০-২০২১) [মূল ইংরেজি থেকে বাংলায় অনূদিত] (মে ২০১৩)
24. Millennium Development Goals: Bangladesh Progress Report-2012 (June 2013)
25. Post 2015 Development Agenda: Bangladesh Proposal to UN (June 2013)
26. National Policy Dialogue on Population Dynamics, Demographic Dividend, Ageing Population & Capacity Building of GED [UNFPA Supported GED Project Output I] (December 2013)
27. Capacity Building Strategy for Climate Mainstreaming: A Strategy for Public Sector Planning Professionals (2013)
28. Revealing Changes: An Impact Assessment of Training on Poverty-Environment Climate-Disaster Nexus (January 2014)
29. Towards Resilient Development: Scope for Mainstreaming Poverty, Environment, Climate Change and Disaster in Development Projects (January 2014)
30. An Indicator Framework for Inclusive and Resilient Development (January 2014)
31. Manual of Instructions for Preparation of Development Project Proposal/Prforma Part-1 & Part 2 (March 2014)
32. SAARC Development Goals: Bangladesh Progress Report-2013 (June 2014)
33. The Mid Term-Implementation Review of the Sixth Five Year Plan 2014 (July 2014)
34. Millennium Development Goals: Bangladesh Progress Report 2013 (August 2014)
35. Population Management Issues: Monograph-2 (March 2015)
36. GED Policy Papers and Manuals (Volume 1-4) (June 2015)
37. National Social Security Strategy (NSSS) of Bangladesh (July 2015)
38. MDGs to Sustainable Development Transforming our World: SDG Agenda for Global Action (2015-2030)- A Brief for Bangladesh Delegation UNGA 70th Session, 2015) (September 2015)
39. 7th Five Year Plan (2015/16-2019/20) (December 2015)
40. সপ্তম পঞ্চবার্ষিক পরিকল্পনা ২০১৫/১৬-২০১৯/২০ (ছুন ইংরেজি থেকে বাংলা অনূদিত) অক্টোবর ২০১৬
41. জাতীয় সামাজিক নিরাপত্তা কৌশলপত্র (অক্টোবর ২০১৬)
42. Population Management Issues: Monograph-3 (March 2016)

- 
43. Bangladesh ICPD 1994-2014 Country Report (March 2016)
 44. Policy Coherence: Mainstreaming SDGs into National Plan and Implementation (Prepared for Bangladesh Delegation to 71st UNGA session, 2016) (September 2016)
 45. Millennium Development Goals: End- period Stocktaking and Final Evaluation Report (2000-2015) (September 2016)
 46. A Handbook on Mapping of Ministries by Targets in the implementation of SDGs aligning with 7th Five Year Plan (2016-20) (September 2016)
 47. Data Gap Analysis for Sustainable Development Goals (SDGs): Bangladesh Perspective (January 2017)
 48. Environment and Climate Change Policy Gap Analysis in Haor Areas (February 2017)
 49. Integration of Sustainable Development Goals into the 7th Five Year Plan (February 2017)
 50. Banking ATLAS (February 2017)
 51. টেকসই উন্নয়ন অর্জন, লক্ষ্যমাত্রা ও সূচকসমূহ (মূল ইংরেজি থেকে বাংলায় অনুদিত) (এপ্রিল ২০১৭)
 52. Exploring The Evidence : Background Research Papers for Preparing the National Social Security Strategy of Bangladesh (June 2017)
 53. Bangladesh Voluntary National Review (VNR) 2017: Eradicating poverty and promoting prosperity in a changing world, (June 2017)
 54. SDGs Financing Strategy: Bangladesh Perspective (June 2017)
 55. A Training Handbook on Implementation of the 7th Five Year Plan (June 2017)
 56. 7th Five Year Plan (FY 2015/16-FY 2019/20): Background Papers Volume 01: Macro Economic Management & Poverty Issues (June 2017)
 57. 7th Five Year Plan (FY 2015/16-FY 2019/20): Background Papers Volume 02: Socio-Economic Issues (June 2017)
 58. 7th Five Year Plan (FY 2015/16-FY 2019/20): Background Papers Volume 03: Infrastructure, Manufacturing & Service Sector (June 2017)
 59. 7th Five Year Plan (FY 2015/16-FY 2019/20): Background Papers Volume 04: Agriculture, Water & Climate Change (June 2017)
 60. 7th Five Year Plan (FY 2015/16-FY 2019/20): Background Papers Volume 05: Governance, Gender & Urban Development (June 2017)
 61. Education Sector Strategy and Actions for Implementation of the 7th Five Year Plan (FY2016-20)
 62. Monitoring and Evaluation Framework of Sustainable Development Goals (SDGs): Bangladesh Perspective (March 2018)



General Economics Division (GED)
(Making Growth Work for the Poor)
Planning Commission
Ministry of Planning
Government of the People's Republic of Bangladesh