Palli Karma Sahayak Foundation (PKSF)

Resilient Homestead and Livelihood Support to the Vulnerable Coastal People of Bangladesh (RHL)

Tracking Implementation Gaps in the Resilient Homestead Design Component under DAM Foundation for Economic Development (DFED): An Assessment of Environmental and Social Management Framework (ESMF) Compliance

Internship Report

Reporting Period: January 2025- December 2025

A Progress Report Submitted to the Department of Resilience and Risk Management of PKSF for Partial Fulfillment of the Internship Requirements.

Intern Name: Farhana Yasmen

Under the Supervision of

Md. Abu Nashir Khan

Academic Institution: Bangladesh University of Professionals

Date of Submission: 5 April, 2026

ACKNOWLEDGEMENT

I would like to express my sincere gratitude to my supervisor, Md. Abu Nasir Khan, Deputy General Manager of PKSF, Dhaka, for his valuable guidance and continuous support throughout my internship. His knowledge, constructive suggestions, and encouragement greatly contributed to the successful completion of this report.

I am also thankful to the officers of PKSF for their cooperation and motivation, which helped me stay focused and confident during the internship period.

Although this report reflects my own efforts, it would not have been possible without the constant guidance and generous support of my supervisor. I truly appreciate the contributions of all those who were involved in making this work meaningful and successful.

Table of Contents

Chapter/Section	Contents	Page No.
	Acknowledgement	2
	Table of Contents	3–4
	List of Tables	5
	List of Figures	5
	List of Abbreviations	5
	Abstract	6
1	Introduction	6–10
1.1	Overview of the RHL Project	6–7
1.2	Literature Review	7–8
1.3	Objectives of the Internship	8
1.4	Research Questions	9
1.5	Scope of Work	9–10
1.6	Problem Statement	10
2	The ESMF Framework	10–13
2.1	Principles of the ESMF	10–11
2.2	Legal and Regulatory Requirements	11–13
2.2.1	Bangladesh Environment Conservation Act, 1995	11
2.2.2	Environment Conservation Rules (ECR), 1997	11–12
2.2.3	Bangladesh Climate Change Strategy and Action Plan (BCCSAP), 2009	12
2.2.4	National Water Policy, 1999	12
2.2.5	National Safe Drinking Water Supply and Sanitation Policy, 1998	12
2.2.6	National Agricultural Policy, 2010	12
2.2.7	National Fisheries Policy, 1996	12
2.2.8	National Livestock Development Policy, 2007	12
2.2.9	Standing Orders on Disaster, 2010	12
2.2.10	Coastal Zone Policy, 2005	13
2.2.11	Coastal Development Strategy, 2006	13
3	Methodology	13–14
3.1	Research Design	13
3.2	Data Sources	13
3.3	Data Collection Procedure	14
3.4	Data Analysis Technique	14

Chapter/Section	Contents	Page No.
4	Field-Level Findings & Issue Identification	14–19
4.1	Environmental Issues	14–15
4.1.1	Environmental Management	15–16
4.2	Social Issues	17–18
4.2.1	Social Management	18–19
5	Compliance Assessment and Analysis	19–20
6	Analysis & Recommendations	20–32
6.1	Analysis and Interpretations	20–28
6.2	Evaluation Against Environmental and Social Standards (ESS)	28–30
6.3	Root Causes of Analysis	30–31
6.4	Mitigation Measures	31
6.5	Findings	31–32
6.6	Discussion	32
6.7	Recommendations	32
7	Conclusion	35
	Annex 1A: Indicator Table of the Design and Building Homestead Activity	35–40

List of Tables:

Table 1: Environmental and Social Compliance Trends Across Three Phases

List of Figures:

Figure 1: Environmental issues showing a graph

Figure 2: Social issues showing graph

Figure 3: Total percentage of beneficiaries

Figure 4: Stagewise compliance analysis

List of Abbreviations

GCF Green Climate Fund

PKSF Palli Karma- Sahayak Foundation

RHL Resilient Homestead and Livelihood Support to the Vulnerable Coastal People of Bangladesh Project

CCAGs Climate Change Adaptation Groups

ESMF Environmental and Social Management Framework

ESMP Environmental and Social Management Plan

ESS Environmental and Social Safeguards

Abstract

Bangladesh is one of the countries most vulnerable to climate change, where coastal communities are frequently affected by cyclones, storm surges, salinity intrusion, and flooding. To strengthen community resilience, the Resilient Homestead and Livelihood Support (RHL) Project, financed by the Green Climate Fund (GCF) and implemented by PKSF through Partner Organizations, incorporates Environmental and Social Management Framework (ESMF) requirements into project implementation. This internship study assessed the implementation status of the Resilient Homestead Design component implemented by DAM Foundation for Economic Development (DFED) using secondary data obtained from Environmental and Social Impact Monitoring (ESIM) reports, project progress reports, ESMF documents, and other official project records. A descriptive analytical approach was employed to compare environmental and social safeguard compliance across the pre-implementation, implementation, and operation and maintenance stages. The assessment covered the complete set of monitoring indicators available in the ESIM database for the January–December 2025 reporting period. The analysis showed that safeguard compliance was strongest during the implementation stage because of active supervision and field monitoring. Indicators related to sanitation, land-use compliance, stakeholder participation, and grievance management demonstrated high compliance, whereas several construction-related environmental management practices and occupational safety measures declined after construction activities were completed due to reduced follow-up monitoring. The study identified that the principal implementation gap was the weaker continuity of safeguard monitoring during the operation and maintenance phase rather than deficiencies in safeguard design. Strengthening post-construction monitoring, periodic compliance verification, community awareness, and institutional follow-up is therefore recommended to improve long-term environmental and social sustainability of the Resilient Homestead Design component.

Keywords: Climate Change, Resilient Homestead Design, DAM Foundation for Economic Development (DFED), PKSF, ESMF, Environmental Compliance, Social Safeguards, Sustainability.

1. Introduction

1.1. Overview of the RHL Project

Climate change is increasingly becoming one of the most critical global challenges, causing unprecedented environmental disruptions and socio-economic impacts. The rapid changes in climate patterns are significantly affecting agricultural productivity, natural ecosystems, and overall environmental stability, thereby posing serious threats to food security and livelihoods, particularly in developing countries. Bangladesh, located in South Asia between 20°34′ and 26°38′ North latitude and 88°01′ to 92°41′ East longitude, is widely recognized as one of the most climate-vulnerable countries in the world due to its low-lying deltaic geography, high population density, and frequent exposure to natural hazards such as cyclones, floods, salinity intrusion, and storm

surges. The coastal regions of Bangladesh are especially vulnerable, where climate-induced risks severely impact housing conditions, livelihoods, and access to basic services. In response to these challenges, both governmental and non-governmental organizations, along with national and international agencies, have undertaken various initiatives aimed at enhancing climate resilience and supporting vulnerable communities. In Bangladesh, the Palli Karma-Sahayak Foundation (PKSF) acts as an accredited entity to the Green Climate Fund (GCF), facilitating financial and technical support for climate adaptation and mitigation projects. With funding support from the GCF, PKSF has implemented several large-scale interventions, among which the Resilient Homestead and Livelihood Support (RHL) project is a significant initiative. The RHL project was designed to enhance the resilience of climate-vulnerable coastal populations by providing adaptive support in the form of resilient housing, livelihood improvement, and environmental management practices. The project is financed by the Green Climate Fund (GCF) with a grant of USD 42.2 million and co-financed by PKSF with USD 7.7 million. The implementation period of the project is five years, starting from August 17, 2023, and scheduled to be completed by August 16, 2028. The project is being implemented across seven coastal districts of Bangladesh, namely Khulna, Satkhira, Barguna, Bhola, Patuakhali, Bagerhat, and Cox's Bazar, targeting highly climate-exposed and vulnerable communities. A total of 18 Partner Organizations (POs) are involved in implementing the project across different regions. Under this framework, the DAM Foundation plays a key role in implementing the Resilient Homestead Design component, focusing on improving housing structures and ensuring environmentally sustainable construction practices for beneficiary households. To ensure environmentally sound and socially responsible implementation, the Environmental and Social Impact Monitoring (ESIM) system has been applied across all project locations. Field-level monitoring is conducted by the Implementing Entities through regular site visits, where environmental and social compliance is assessed using structured checklists at three stages: pre-implementation, implementation, and operational and maintenance phases. Data collection is conducted using digital platforms such as KoBo Toolbox to ensure accuracy, transparency, and real-time reporting. The RHL project is categorized as a 'B' category project under the Environmental and Social Safeguards (ESS), which indicates that the project may have some limited and site-specific environmental and social impacts that are manageable and reversible through appropriate mitigation measures. Therefore, the implementation of an Environmental and Social Management Framework (ESMF) is essential throughout the project lifecycle to minimize risks and ensure compliance with both international standards and national regulations. The project is expected to directly benefit approximately 362,475 individuals, while indirectly benefiting around 770,050 people through improved resilience, livelihood opportunities, and environmental sustainability. Through its integrated approach, the RHL project aims to strengthen adaptive capacity, reduce vulnerability, and promote sustainable development in the coastal regions of Bangladesh.

Although the RHL project consists of several intervention components implemented through different Partner Organizations, this internship report specifically focuses on the Resilient Homestead Design component implemented by DAM Foundation for Economic Development (DFED). Therefore, all analyses, findings, interpretations, and recommendations presented in this report relate only to DAM's implementation activities and should not be interpreted as representing the performance of the entire RHL project. The assessment evaluates environmental and social safeguard implementation using Environmental and Social Impact Monitoring (ESIM) data collected from DAM-supported project sites during the reporting period.

1.2. Literature Review:

Climate change has become one of the most significant challenges affecting vulnerable populations worldwide, particularly in developing countries. According to the Intergovernmental Panel on Climate Change (IPCC, 2022), coastal communities face increasing risks from sea-level rise, flooding, salinity intrusion, and extreme weather events. Bangladesh has been identified as one of the most climate-vulnerable countries because of its geographical characteristics and socio-economic conditions.

Ahmed et al. (2016) highlighted that climate-induced hazards have significantly affected the livelihoods and housing conditions of coastal populations in Bangladesh, increasing poverty and vulnerability among marginalized communities. Similarly, Rahman and Hickey (2019) found that adaptation strategies focusing on community participation and resilient infrastructure can substantially improve local resilience capacity.

Environmental and Social Management Frameworks (ESMF) are considered essential tools for minimizing environmental and social risks during project implementation. According to the World Bank (2018), safeguard frameworks help ensure sustainable development by integrating environmental protection and social inclusion into project activities.

Research by Adger (2003) emphasized that resilience-building initiatives are more effective when local stakeholders actively participate in decision-making processes. Furthermore, Sultana and Thompson (2017) argued that adaptive livelihood and resilient housing interventions can reduce vulnerability and enhance sustainability among coastal communities.

Studies by Islam et al. (2021) also indicate that post-implementation monitoring is often weak in climate adaptation projects, creating implementation gaps and affecting long-term project sustainability. Therefore, previous studies suggest that continuous monitoring, stakeholder engagement, and safeguard compliance are critical for ensuring effective climate adaptation outcomes.

1.3. Objectives of the Internship

General Objective

To assess the implementation status and Environmental and Social Management Framework (ESMF) compliance of the Resilient Homestead Design component implemented by DAM Foundation.

Specific Objectives

1. To evaluate stage-wise environmental and social safeguard compliance using ESIM monitoring data.
2. To identify implementation gaps between ESMF requirements and field practices.
3. To assess environmental and social management practices associated with the Resilient Homestead Design component.
4. To recommend measures for improving safeguard compliance and long-term sustainability.

1.4. Research Questions

1. What are the stage-wise environmental and social safeguard compliance trends in the Resilient Homestead Design component?
2. What implementation gaps exist between ESMF requirements and actual field practices?
3. How effective are the environmental and social management measures implemented by DAM Foundation?

4. What actions can strengthen long-term safeguard compliance and sustainability?

1.5. Scope of Work

This internship report is limited to the assessment of the Resilient Homestead Design component implemented by DAM Foundation under the RHL Project. It does not evaluate other components or partner organizations involved in the overall RHL program. The assessment is based exclusively on Environmental and Social Impact Monitoring (ESIM) data, project reports, and related documents covering the January–December 2025 reporting period. The report examines both environmental parameters and operational performance of the activity. It includes the assessment of key environmental issues such as potential pollution risks, waterlogging conditions, and possible impacts on surface and groundwater sources. In addition, the report evaluates social aspects including stakeholder participation, land-related compliance, and community-level impacts. Furthermore, the report provides a comparative analysis between planned interventions and actual field-level implementation in order to identify any deviations or performance gaps. It also assesses how effectively the Environmental and Social Management Framework (ESMF) has been applied within the project activities and to what extent the implementation aligns with established safeguard guidelines. The analysis also focuses on identifying potential risks associated with the activity and evaluates how these risks are managed through the application of ESMF measures. A key aspect of this report is to examine the gap between practical field outcomes and the prescribed regulatory framework. The findings of the report are expected to contribute to improving overall project performance by strengthening compliance with environmental and social safeguards. Additionally, it will support better decision-making for future implementation phases and enhance the long-term sustainability and effectiveness of the Resilient Homestead Design interventions.

1.6. Problem Statement

Bangladesh's coastal communities continue to face increasing climate-related risks that require effective adaptation interventions supported by strong environmental and social safeguard systems. Although the Resilient Homestead Design component implemented by DAM Foundation follows the Environmental and Social Management Framework (ESMF), limited information is available regarding the consistency of safeguard implementation throughout different stages of project execution. Variations in field implementation, documentation, monitoring intensity, and post-construction follow-up may create implementation gaps that reduce long-term environmental sustainability and social benefits. Therefore, a systematic assessment of safeguard compliance is necessary to identify implementation gaps and recommend practical measures for strengthening environmental and social performance.

2. The ESMF Framework

2.1 Principles of the ESMF

The Environmental and Social Management Framework (ESMF) developed by the Palli Karma-Sahayak Foundation (PKSF) provides a structured framework for integrating environmental and social considerations into project planning, implementation, monitoring, and evaluation. The framework aims to ensure that project activities are environmentally sustainable, socially inclusive, and fully compliant with the safeguard requirements of the Green Climate Fund (GCF), national environmental legislation, and other applicable regulatory frameworks.

Within the Resilient Homestead Design component implemented by DAM Foundation, the ESMF serves as the primary safeguard instrument for identifying potential environmental and social risks before project implementation, minimizing adverse impacts during construction, and ensuring sustainability throughout the operation and maintenance phase.

The framework is guided by the following principles:

- Prevention and minimization of environmental impacts;
- Protection of natural resources and biodiversity;
- Occupational health and safety of workers;
- Community health and safety;
- Social inclusion and gender equality;
- Stakeholder consultation and participation;
- Transparent grievance redress mechanism (GRM);
- Sustainable resource management;
- Compliance with national environmental regulations;
- Continuous environmental and social monitoring.

Implementation of these principles helps ensure that project interventions contribute to long-term environmental sustainability while protecting the interests of beneficiary communities.

2.2 Legal and Regulatory Requirements

The implementation of the Resilient Homestead Design component follows the legal and institutional framework of Bangladesh together with PKSF's Environmental and Social Management Framework. Compliance with these laws ensures that project implementation minimizes environmental risks while protecting social well-being.

The principal legal and policy instruments applicable to the study include:

2.2.1 Bangladesh Environment Conservation Act, 1995

The Bangladesh Environment Conservation Act (1995), together with its subsequent amendments, provides the principal legal basis for environmental protection in Bangladesh. The Act authorizes the Department of Environment (DoE) to regulate pollution, environmental clearance, and environmental quality standards.

2.2.2 Environment Conservation Rules (ECR), 2023

The Environment Conservation Rules (2023) replace and update several provisions of the previous Environment Conservation Rules (1997). The revised Rules introduce updated environmental clearance procedures, project categorization, environmental monitoring requirements, pollution control standards, and environmental management obligations for development projects.

Under these Rules, project proponents are required to adopt appropriate environmental management measures according to project category and environmental risk. These provisions strengthen environmental governance and improve compliance monitoring during project implementation.

The rules classify projects into three categories:

- **Green Category:** Projects with minimal or no environmental impact, requiring only an Environmental Clearance Certificate (ECC).
- **Orange Category (A & B):** Projects with moderate environmental impact that require Initial Environmental Examination (IEE) and additional documentation.
- **Red Category:** Projects with significant environmental impact requiring both IEE and Environmental Impact Assessment (EIA).

According to the updated rules, projects under certain categories must also prepare and submit an Environmental Management Plan (EMP) as part of the clearance process.

2.2.3 Bangladesh Climate Change Strategy and Action Plan (BCCSAP), 2009

The BCCSAP provides a national framework for addressing climate change challenges. It focuses on six thematic areas, including food security, disaster management, infrastructure resilience, research and knowledge, mitigation and low-carbon development, and institutional capacity building.

2.2.4 National Water Policy, 1999

The National Water Policy aims to guide the sustainable development and management of water resources to ensure equitable access and long-term benefits for both individuals and communities.

2.2.5 National Safe Drinking Water Supply and Sanitation Policy, 1998

This policy establishes the framework for improving public health through access to safe drinking water and sanitation services, ensuring environmental hygiene and sustainable water management.

2.2.6 National Agricultural Policy, 2010

The National Agricultural Policy promotes sustainable agricultural practices, increased productivity, and environmental conservation to ensure long-term food security.

2.2.7 National Fisheries Policy, 1996

This policy focuses on improving fish production while addressing environmental challenges and ensuring sustainable management of aquatic resources.

2.2.8 National Livestock Development Policy, 2007

The policy aims to support sustainable livestock development by addressing production challenges and promoting environmentally sound practices.

2.2.9 Standing Orders on Disaster, 2010

This framework outlines roles and responsibilities for disaster risk management and provides guidelines for coordinated responses among different agencies.

2.2.10 Coastal Zone Policy, 2005

The Coastal Zone Policy provides guidance for sustainable livelihood development in coastal areas while ensuring the protection of natural ecosystems.

2.2.11 Coastal Development Strategy, 2006

This strategy builds upon the Coastal Zone Policy and addresses emerging challenges such as climate change, urbanization, and resource depletion, aiming to ensure sustainable coastal development.

3. Methodology

3.1 Research Design

This internship study adopted a descriptive analytical research design based entirely on secondary data. The study assessed the implementation status and Environmental and Social Management Framework (ESMF) compliance of the Resilient Homestead Design component implemented by DAM Foundation under the RHL Project.

The analysis compared environmental and social safeguard performance across three implementation stages:

- Pre-implementation
- Implementation
- Operation and Maintenance

The study did not involve any primary field survey or interviews conducted by the intern.

3.2 Study Area

The assessment covered only the Resilient Homestead Design component implemented by DAM Foundation under the RHL Project.

Although the overall RHL Project operates in seven coastal districts through multiple Partner Organizations, this study evaluated only the activities implemented by DAM Foundation. Therefore, the findings should not be generalized to the overall RHL Project.

3.3 Data Sources

Secondary data were collected from:

- Environmental and Social Impact Monitoring (ESIM) database
- DAM monitoring reports
- PKSF project progress reports
- Environmental and Social Management Framework (ESMF)

- KoBo Toolbox monitoring database
- Relevant project documents
- Published literature

3.4Sample Size and Beneficiary Distribution

Implementation Stage	Male	Female	Total Beneficiaries
Pre-implementation	2	38	**40**
Implementation	1	38	**39**
Operation & Maintenance	2	37	**39**
Total	**5**	**113**	**118**

The study analyzed a total of 118 stage-wise beneficiary observations under the Resilient Homestead Design component implemented by DFED Foundation. The observations were distributed across three implementation stages: 40 in the pre-implementation stage, 39 in the implementation stage, and 39 in the operation and maintenance stage. The gender distribution consisted of 5 male and 113 female observations. The stage-wise beneficiary distribution was used as the basis for the analysis of environmental and social safeguard indicators.

Figure 3: Total percentage of beneficiaries

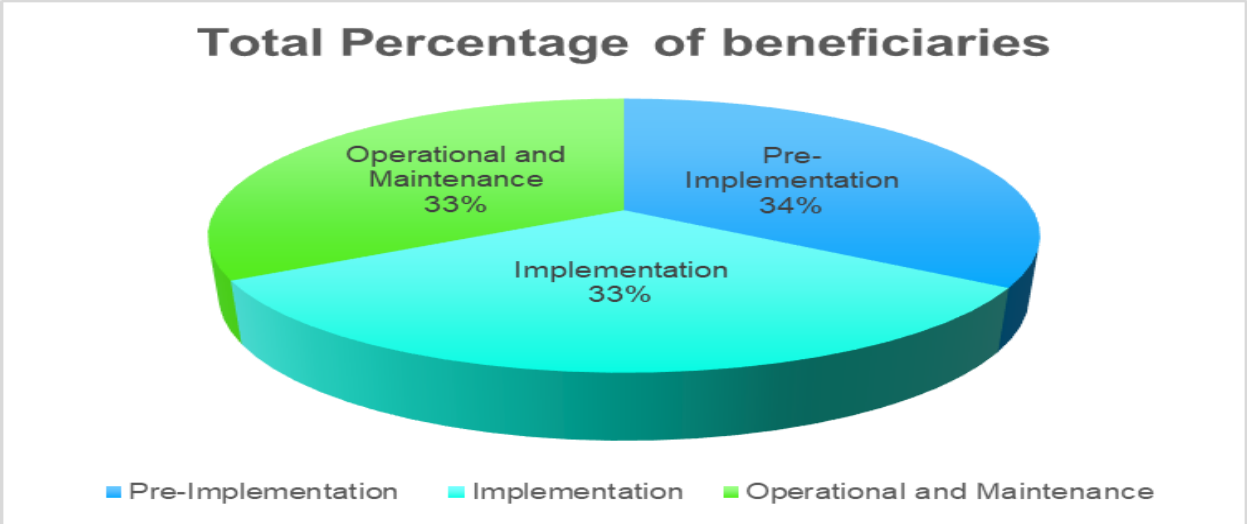

The distribution of beneficiaries across the three stages of the Resilient Homestead Design activity shows a relatively balanced pattern. The pre-implementation stage accounts for 34% of the total beneficiaries, while both the implementation and operational & maintenance stages each represent 33%.

This near-equal distribution indicates that beneficiaries were consistently engaged throughout all phases of the project rather than being concentrated in a single stage. The slightly higher percentage in the pre-implementation stage suggests strong initial outreach, planning, and

beneficiary identification processes, ensuring that target households were effectively included from the beginning.

The implementation stage maintains almost the same level of beneficiary involvement, reflecting active participation during the execution of project activities. Similarly, the operational and maintenance stage continues to engage a comparable proportion of beneficiaries, which demonstrates that the project's benefits and activities extend beyond implementation into the post-completion phase.

Overall, the balanced distribution highlights the continuity of beneficiary involvement across all stages, indicating effective planning, execution, and follow-up of the project interventions.

3.5 Sampling Method

The study adopted a complete enumeration approach. Instead of selecting a sample, all available environmental and social safeguard indicators included in the ESIM monitoring database for the reporting period were analyzed. No additional sampling procedure was applied because the study relied entirely on aggregated secondary monitoring data.

3.6 Indicator Selection

Environmental indicators included:

- Pollution risk
- Dust generation
- Waterlogging
- Groundwater protection
- Greenhouse gas emission
- Sanitation
- Biodiversity
- Plantation
- Waste management

Social indicators included:

- Occupational health and safety
- PPE use
- Land ownership
- Stakeholder participation
- Grievance Redress Mechanism
- Gender inclusion
- Community participation

3.7 Compliance Assessment Method

Each safeguard indicator was reviewed using the ESIM monitoring checklist.

Indicators were recorded as:

- Yes
- No
- Not Applicable (N/A)

For each indicator, compliance percentages were calculated using only the applicable observations.

Responses recorded as "Not Applicable" were excluded from percentage calculations to avoid bias.

The compliance percentages were then compared across the three implementation stages to identify implementation trends and safeguard gaps.

3.8 Data Analysis

Collected data were analyzed using:

- Percentage analysis
- Comparative stage-wise analysis
- Descriptive interpretation
- Graphical presentation (Excel)

The findings were interpreted according to ESMF safeguard requirements.

3.9 Limitations of the Study

The study has several limitations.

- It relied entirely on secondary data.
- No independent field verification was conducted.
- The analysis covered only the DFED Foundation implementation area.
- Results represent only the January–December 2025 monitoring period.
- The quality of the analysis depends on the accuracy and completeness of ESIM monitoring records.

Table 1: Workflow of the Study Methodology

Step	Research Process	Description
1	Secondary Data Collection	Collection of Environmental and Social Impact Monitoring (ESIM) reports, project progress reports, PKSF documents, ESMF guidelines, and relevant literature.

2	ESIM Database Review	Review of the ESIM database to understand the available environmental and social safeguard monitoring indicators for the January–December 2025 reporting period.
3	Indicator Selection	Selection of relevant environmental and social safeguard indicators applicable to the Resilient Homestead Design component implemented by DAM Foundation.
4	Data Compilation	Organization and compilation of stage-wise monitoring data into a structured dataset for analysis.
5	Percentage Calculation	Calculation and review of percentage-based compliance results for the pre-implementation, implementation, and operation & maintenance stages.
6	Comparative Analysis	Comparison of environmental and social safeguard performance among the three implementation stages to identify trends and differences.
7	Gap Identification	Identification of implementation gaps between Environmental and Social Management Framework (ESMF) requirements and actual field-level practices.
8	Recommendations	Development of practical recommendations to improve safeguard compliance, post-construction monitoring, and long-term project sustainability.

4. Field- Level Findings & Issue Identification

4.1 Environmental Issues

The environmental assessment of the Resilient Homestead Design component implemented by DAM Foundation was conducted using Environmental and Social Impact Monitoring (ESIM) data collected during the pre-implementation, implementation, and operation and maintenance stages. The analysis evaluated safeguard indicators related to pollution prevention, water and sanitation, biodiversity conservation, resource management, and construction-related environmental practices.

Overall, the findings indicate that environmental safeguard implementation was strongest during the implementation stage because routine supervision, site inspections, and compliance monitoring were actively carried out. However, several indicators related to construction activities were not applicable during the operation and maintenance stage, and therefore their absence should not be interpreted as a decline in environmental performance. Instead, these indicators naturally ceased once construction activities were completed.

Environmental risk indicators, including potential pollution, greenhouse gas emissions, and possible impacts on water resources, represent the presence of environmental risks rather than actual environmental damage. Therefore, these indicators should be interpreted as precautionary observations requiring continued monitoring instead of evidence of non-compliance.

Positive environmental practices such as homestead plantation, cultivation of vegetables and shrubs, and maintenance of sanitation facilities showed gradual improvement during the operation and maintenance stage, indicating increased community participation and long-term adoption of environmentally sustainable practices.

Figure 1: Environmental issues showing graph

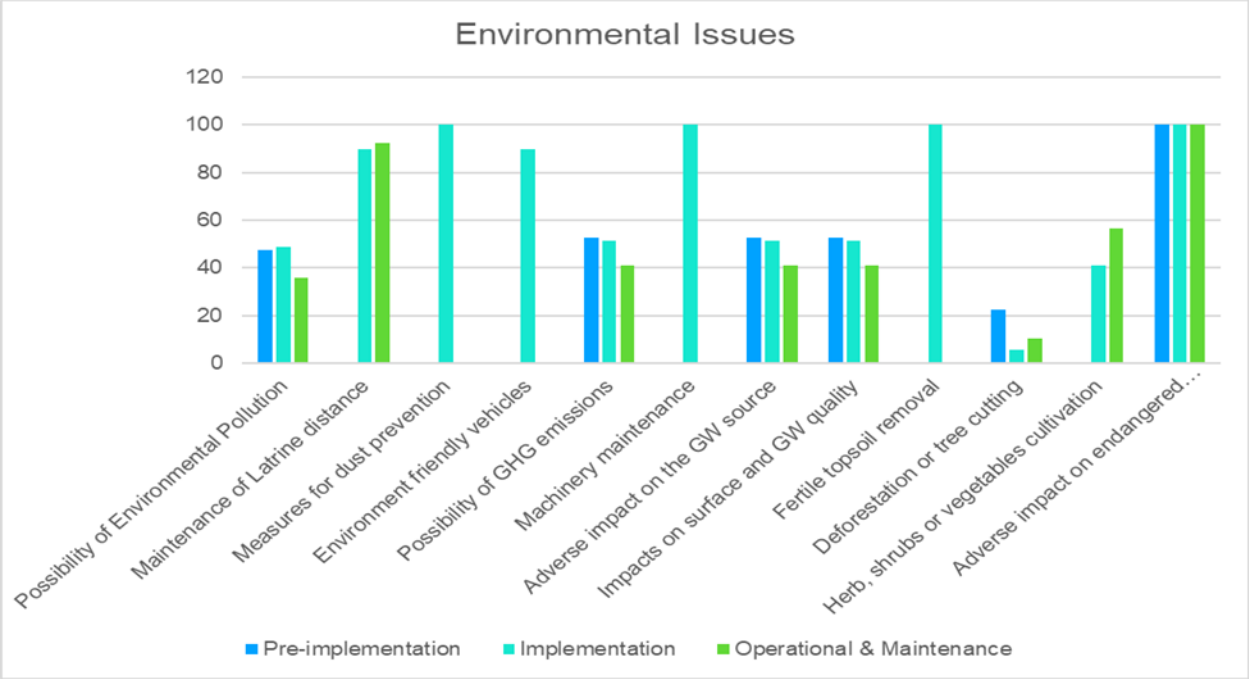

Figure 1 presents the stage-wise distribution of environmental safeguard indicators for the Resilient Homestead Design component. The figure demonstrates that most construction-related environmental management practices were implemented during the construction phase, while environmental stewardship practices such as plantation and sanitation continued during project operation.

The environmental compliance analysis of the Resilient Homestead Design activity shows a mixed pattern across pre-implementation, implementation, and operational stages, with noticeable improvements during implementation but challenges in sustaining practices over time.

The possibility of environmental pollution was recorded at 47.5% during pre-implementation, 48.71% during implementation, and 35.89% during operation and maintenance. These values represent the recorded responses for a potential environmental risk and should not be interpreted directly as compliance percentages. The results therefore indicate the presence of an environmental risk indicator that requires continued monitoring rather than demonstrating a direct decline in environmental performance.

Sanitation-related practices, particularly the maintenance of safe latrine distance, show significant improvement during implementation (89.74%) and are further strengthened in the operational

stage (92.3%), reflecting successful adoption of proper sanitation measures. However, construction-related environmental practices such as dust prevention and machinery maintenance are only evident during implementation (100%) and are not sustained afterward, indicating that these practices are limited to the active construction phase.

The use of environment-friendly vehicles is observed during implementation (89.74%) but absent in other stages, further highlighting the temporary nature of certain environmental measures. Similarly, fertile topsoil removal shows no adverse practice during implementation (100% "No"), indicating proper compliance in this aspect.

Biodiversity-related indicators show positive trends. Deforestation or tree cutting decreases significantly during implementation (5.38%) compared to pre-implementation (22.5%), although a slight increase is observed in the operational stage (10.26%). On the other hand, environmentally positive practices such as cultivation of herbs, shrubs, and vegetables increase steadily from 0% in pre-implementation to 56.41% in the operational stage, reflecting improved ecological awareness and homestead-level greening.

Importantly, no adverse impacts on endangered species or ecosystems are reported across all stages (100% "No"), indicating strong compliance with biodiversity conservation safeguards.

Overall, the analysis suggests that environmental management practices are effectively implemented during the construction phase but are not consistently maintained in the operational stage. While some positive behavioral changes, such as plantation and sanitation practices, continue to improve over time, sustained monitoring and awareness are necessary to ensure long-term environmental compliance and sustainability.

4.1.1 Environmental Management

The environmental assessment focused on pollution risks, water and sanitation management, resource efficiency, and biodiversity-related practices across all stages.

Waste and Pollution Management

Construction activities generated temporary environmental risks such as dust generation, movement of construction materials, and machinery operation. During the implementation stage, these risks were managed through routine environmental mitigation measures including:

- covering construction materials with polythene sheets,
- regular water spraying to suppress dust,
- proper storage of construction materials,
- timely removal of construction waste.

Because these measures are specifically associated with construction activities, they are not applicable during the operation and maintenance stage. Therefore, the absence of these indicators after construction should not be interpreted as reduced environmental compliance.

Water and Sanitation Management

Monitoring results indicate that safe distances between latrines and water sources were maintained according to safeguard requirements throughout project implementation. Continued compliance during the operation stage suggests that sanitation practices became integrated into routine household management.

Although no significant evidence of groundwater contamination was observed, continued monitoring of water quality remains important to ensure long-term environmental sustainability.

Resource Efficiency and Energy Use

The project promoted environmentally sustainable household practices through the gradual adoption of improved cooking technologies, resource-efficient practices, and climate-resilient homestead management. These measures contribute to reducing environmental pressure while improving household resilience.

Transportation and Construction Materials

Environment-friendly vehicles were used only for transporting construction materials during the implementation stage. Vehicle-related indicators are therefore applicable only during construction and should not be compared directly with the pre-implementation or operation and maintenance stages where transportation activities were not required.

Biodiversity Conservation

No significant adverse impacts on protected ecosystems or endangered species were identified during monitoring. Homestead plantation activities increased progressively following construction, demonstrating positive environmental behavior among beneficiary households.

Minor vegetation removal observed during site preparation remained within acceptable limits and was compensated through plantation activities promoted by the project.

Land Use Compliance

Land ownership verification, beneficiary consent, and land-use screening were completed before construction activities commenced. No evidence of involuntary resettlement, disputed ownership, or unauthorized land acquisition was identified within the monitored project sites.

4.2 Social Issues:

The social safeguard assessment examined occupational health and safety, stakeholder participation, grievance redress, gender inclusion, beneficiary consultation, and land-related compliance.

Overall, the assessment indicates satisfactory implementation of social safeguard measures throughout the project. Most social issues were effectively addressed during project planning and implementation through regular supervision, community consultation, and safeguard monitoring.

Land ownership verification and beneficiary consent were completed before construction activities began, minimizing the likelihood of social conflict during implementation.

Community consultation remained active throughout project implementation, while the Grievance Redress Mechanism (GRM) provided beneficiaries with opportunities to report concerns and receive timely responses.

Occupational health and safety practices—including the use of personal protective equipment (PPE), safety awareness, and supervision—were most evident during construction activities because these measures are directly associated with field construction work.

Figure 2: Social issues showing graph:

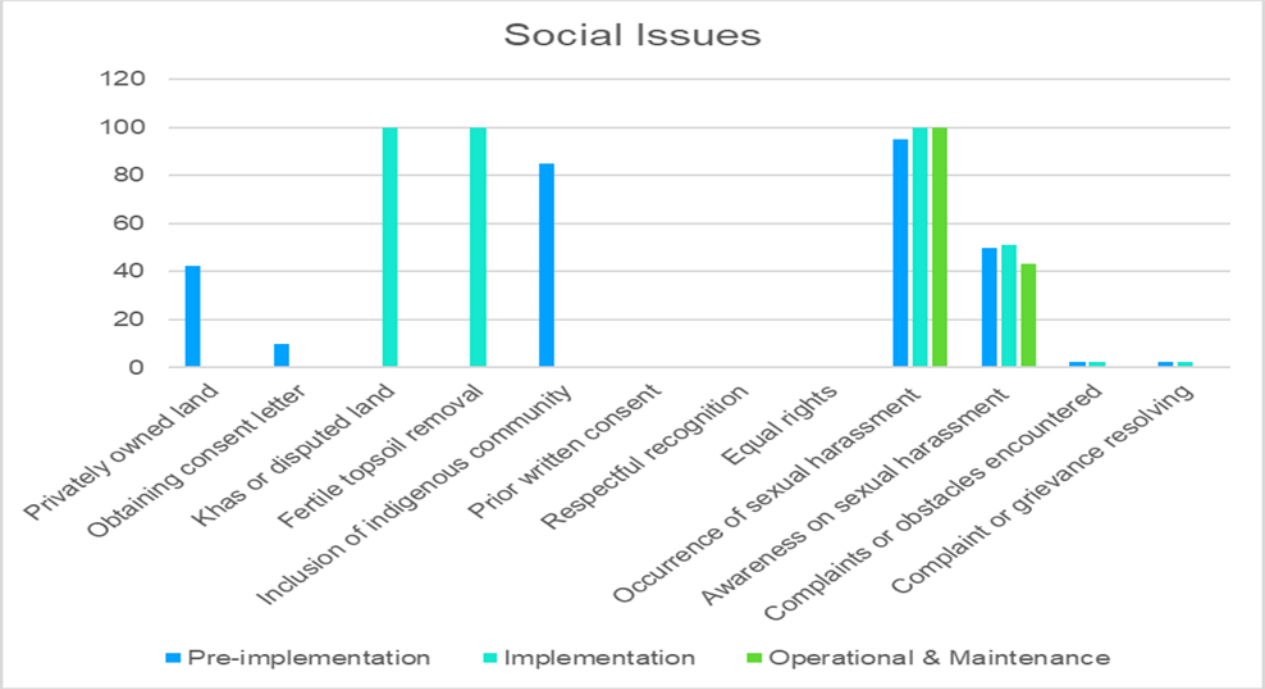

The social assessment indicates that most social safeguards were addressed during the early phases of the project, while only a few issues required continued attention during implementation and operational stages.

Land-related concerns were mainly concentrated in the pre-implementation stage. About 42.5% of the project sites involved privately owned land and 10% required consent letters before implementation. However, no such issues were reported during the implementation and operational stages, suggesting that land selection and documentation were completed successfully before project activities began.

The use of khas or disputed land was not reported in the pre-implementation or operational stages. During implementation, the value reaches 100%, indicating that all project sites avoided disputed or khas land and therefore complied fully with social safeguard requirements. A similar trend is observed for fertile topsoil removal, where 100% compliance during implementation suggests that project activities were conducted without causing loss of productive soil.

The inclusion of indigenous communities was highly considered in the pre-implementation stage (85%), indicating that vulnerable and marginalized groups were identified and included during project planning. However, no further actions were recorded during later stages because the inclusion process was primarily completed before implementation began.

Indicators related to prior written consent, respectful recognition, and equal rights remain at 0% throughout all stages. This suggests that no specific cases requiring these measures arose in the project areas, or that these issues were not identified as concerns during monitoring.

One of the most positive findings is related to sexual harassment. The project records show 95–100% compliance across all stages, indicating that no incidents of sexual harassment were reported and that a safe working and community environment was maintained throughout the project period.

Awareness regarding sexual harassment remains moderate, with 50% in the pre-implementation stage, increasing slightly to 51.28% during implementation, but declining to 43.28% in the operational stage. This suggests that awareness activities were provided during implementation but were not sustained afterward. Additional awareness sessions may therefore be necessary in the operational stage to ensure long-term understanding and prevention.

Very few complaints or obstacles were encountered during the project, with only around 2.5% reported in the pre-implementation and implementation stages, and none during operation and maintenance. Likewise, grievance resolution remained low but manageable, and all complaints appear to have been resolved by the operational stage, where the value falls to 0%.

Overall, the findings indicate that the project maintained strong social compliance, particularly in land selection, inclusion, and protection from harassment. At the same time, continuous efforts are needed to strengthen awareness-building and ensure that social safeguard practices remain active beyond the implementation phase.

4.2.1 Social Management

The social management component focused on maintaining compliance with ESMF requirements relating to community participation, worker safety, social inclusion, and stakeholder engagement.

Key observations include:

- Strong stakeholder consultation before construction.
- High beneficiary participation during implementation.
- Effective functioning of the grievance redress mechanism.
- Improved occupational safety during construction.
- Continued community ownership during operation and maintenance.

The findings suggest that community engagement contributed significantly to the successful implementation of the Resilient Homestead Design component.

5. Compliance Assessment and Analysis

The compliance assessment compared environmental and social safeguard performance across the three implementation stages using ESIM monitoring data.

The implementation stage demonstrated the highest level of safeguard compliance because routine monitoring, technical supervision, and corrective actions were conducted regularly during active construction.

Several indicators—including dust suppression, machinery management, and transportation of construction materials—were applicable only during construction. Consequently, these indicators were not evaluated during the operation and maintenance stage, and their absence should not be interpreted as reduced safeguard compliance. Instead, this reflects the completion of construction activities.

Indicators associated with sanitation, plantation, stakeholder participation, grievance management, and community ownership continued during the operation stage, demonstrating that several safeguard measures remained sustainable beyond construction.

The assessment further indicates that strengthening post-construction monitoring, periodic safeguard verification, and continued community awareness programmes would help maintain long-term compliance with the Environmental and Social Management Framework.

6. Analysis & Recommendations

6.1 Analysis and Interpretations

The analysis of the Environmental and Social Impact Monitoring (ESIM) data indicates that the Resilient Homestead Design component implemented by DAM Foundation achieved an overall satisfactory level of environmental and social safeguard compliance during the January–December 2025 reporting period. The stage-wise comparison demonstrates that compliance levels varied depending on the nature of project activities and the intensity of monitoring.

The **pre-implementation stage** primarily focused on site selection, environmental screening, land ownership verification, stakeholder consultation, and beneficiary selection. Most safeguard activities during this stage were preventive in nature and were intended to minimize potential environmental and social risks before construction began.

During the **implementation stage**, safeguard compliance reached its highest level because construction activities were supported by regular technical supervision, environmental monitoring, and documentation. Construction-related mitigation measures, including dust suppression, safe

material storage, occupational safety practices, and monitoring of environmental impacts, were actively implemented in accordance with ESMF requirements.

The **operation and maintenance stage** demonstrated continued compliance in several long-term safeguard indicators, particularly sanitation management, homestead plantation, community participation, and beneficiary awareness. However, some construction-specific indicators were no longer applicable after completion of construction works. Therefore, comparisons between implementation and operation stages should consider the applicability of each indicator rather than relying solely on percentage values.

Overall, the findings indicate that the ESMF was effectively integrated into project implementation, although continued monitoring during the operation phase remains essential to sustain safeguard outcomes over the long term.

Table 2: Environmental and Social Compliance Trends Across Three Phases

Stagewise compliance analysis					
Categories	**Key Areas**	**Stagewise Percentage**			**Trend summary**
		Pre-Implementation	**Implementation**	**Operational and Maintenance**	
Environment and pollution related	Possibility of Environmental Pollution	47.5	48.71	35.89	Moderate in the early stages, decreasing in the operational stage
	Maintenance of Latrine distance	N/A	89.74	92.3	Great improvement from implementation and sustained in operation.
	Measures for dust prevention	N/A	100	N/A	Only practiced during the implementation stage
	Environment-friendly vehicles	N/A	89.74	N/A	Used during implementation but not sustained.

	Possibility of GHG emissions	52.5	51.28	41.02	Moderate across all stages with slight decline over time.
	Machinery maintenance	N/A	100	N/A	Strong during implementation but absent in other stages.
Labor and working conditions related	Injury rate	N/A	2.56	N/A	Negligible across all stages.
	Safe drinking water & first aid	37.5	35.89	30.76	Moderate but gradually declining over stages.
	Use of PPE	N/A	51.28(no)	N/A	Practiced during implementation but not sustained.
	Awareness session for OHS	17.5	23.07	20.51	Slight improvement in implementation, moderate overall.
	Forced or child laborers	N/A	2.56	N/A	No presence across all stages.
Resource and energy related	Adverse impact on the GW source	52.5	51.28	41.02	Moderate concern across all stages.
	Impact on Surface Water Quality	48.72	58.98%	58.98%	Consistent moderate risk across stages.
	Resource-efficient technologies	17.5	15.38	41.02	Gradual improvement, higher in the operational stage.
	Improved Cooking Stove (ICS)	2.5	2.56	28.2	Increasing adoption over time.

Community Health and Safety	Filter system	N/A	15.38	41.02	Gradual improvement, highest in the operational stage.
	Prevention of waterlogging	N/A	51.28	N/A	Only addressed during implementation stage.
	Participation on CCAG group	52.5	51.28	41.02	Consistent moderate participation across stages.
Land Acquisition Restrictions on Land Use and Involuntary Resettlement	Privately owned land	100	N/A	N/A	Addressed in pre-implementation stage only.
	Obtaining consent letter	10	N/A	N/A	Completed during pre-implementation stage.
	Khas or disputed land	N/A	N/A	N/A	No use during implementation stage (full compliance).
	Fertile topsoil removal	N/A	N/A	N/A	No adverse practice during implementation stage.
Biodiversity Conservation	Deforestation or tree cutting	22.5	5.38	10.26	Reduced during implementation, slight increase later.
	Herb, shrubs or vegetables cultivation	N/A	41.02	56.41	Increasing trend across stages.
	Adverse impact on endangered	N/A	N/A	N/A	No impact across all stages.

	species or ecosystem				
Indigenous Peoples related	Inclusion of indigenous community	N/A	N/A	N/A	Identified in pre-implementation stage only.
	Prior written consent	N/A	N/A	N/A	No cases reported.
	Respectful recognition	N/A	N/A	N/A	No issues reported.
	Equal rights	N/A	N/A	N/A	No issues reported.
Social security related	Equal opportunities	N/A	35.89	N/A	Observed during implementation stage only.
	Female workers safety	N/A	46.15	N/A	Improved during implementation stage.
	Discriminated against in terms of remuneration	N/A	100	N/A	No discrimination during implementation.
	Occurrence of sexual harassment	5	N/A	5	No incidents across all stages.
	Awareness on sexual harassment	50	51.28	43.28	Moderate but slightly declining in operation.
	Complaints or obstacles encountered	2.5	2.56	N/A	Very low and reduced to zero.
	Complaint or grievance resolving	2.5	2.56	N/A	All complaints resolved.

Stakeholder engagement related	CCAG group meetings	100	100	100	Strong and consistent across all stages.
	Hired local workers	N/A	97.43	N/A	High during implementation stage.
	Adverse impact on health	N/A	100	97.43	No impact reported across stages.
	Local administration awareness	100	100	100	Strong and consistent across all stages.

Figure 4: Stagewise compliance analysis:

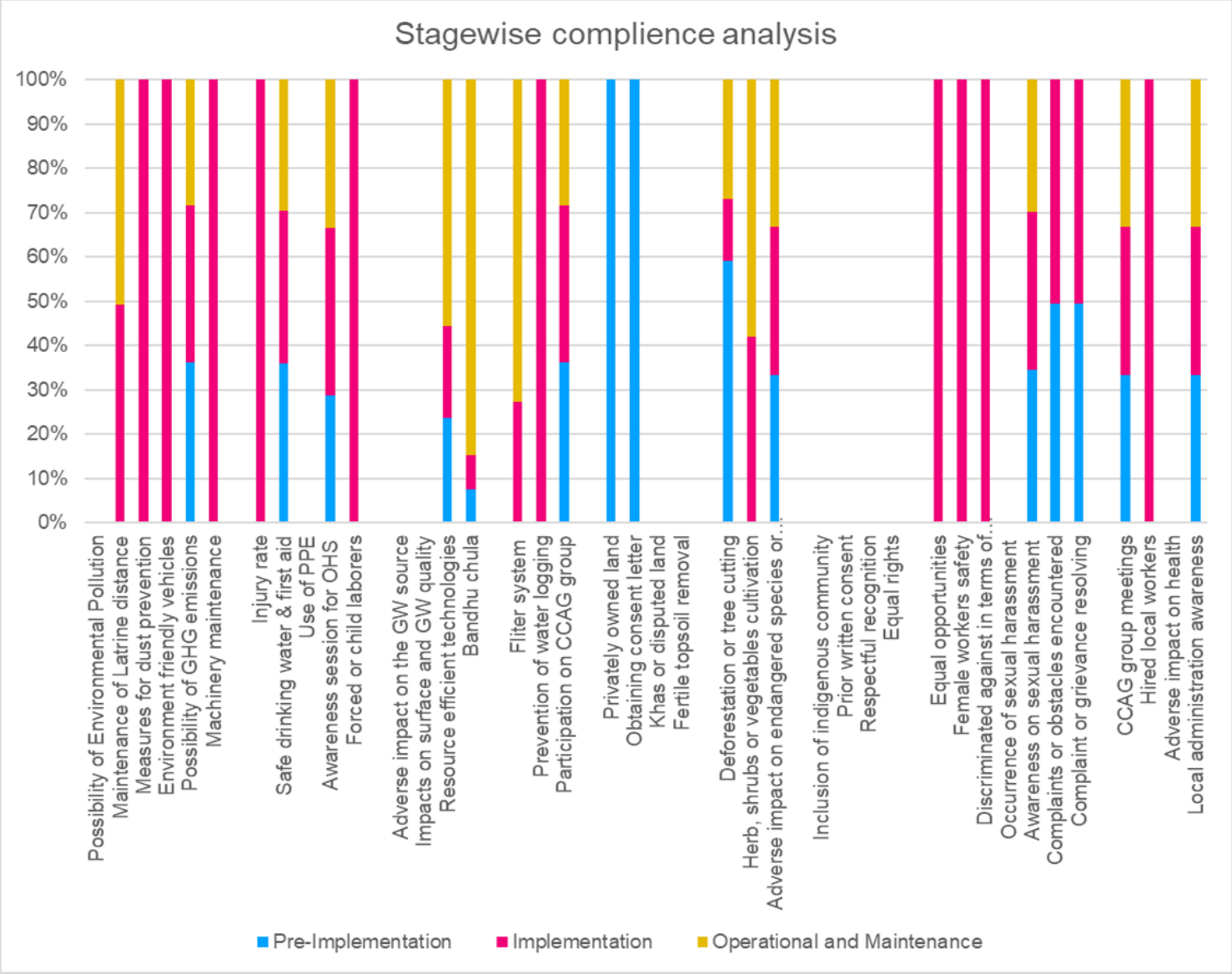

The stage-wise compliance analysis of the Resilient Homestead Design activity under DAM reflects varying levels of performance across environmental and social safeguard indicators, with distinct patterns observed between pre-implementation, implementation, and operational and maintenance stages.

Environmental and pollution-related indicators demonstrate a mixed trend across stages. The possibility of environmental pollution shows moderate compliance in the pre-implementation (47.5%) and implementation (48.71%) stages, but a noticeable decline is observed in the operational stage (35.89%), indicating reduced environmental attention over time. On the other hand, specific mitigation measures such as maintenance of latrine distance significantly improve

during implementation (89.74%) and are sustained in the operational stage (92.3%). Measures for dust prevention and machinery maintenance show full compliance (100%) during implementation but drop to 0% in the operational stage, suggesting that such practices are not maintained after construction activities. Similarly, the use of environment-friendly vehicles is evident during implementation (89.74%) but absent in other stages. The possibility of greenhouse gas emissions remains relatively high across all stages (52.5%, 51.28%, and 41.02%), indicating ongoing environmental concerns.

Labor and working condition indicators generally show low risk but limited compliance in safety practices. Injury rates remain negligible across stages (0%, 2.56%, and 0%), indicating minimal occurrence of accidents. However, access to safe drinking water and first aid shows moderate compliance, decreasing gradually from 37.5% in the pre-implementation stage to 30.76% in the operational stage. The use of personal protective equipment (PPE) reflects non-compliance during implementation (51.28% "No"), and no evidence of usage is found in other stages. Awareness sessions on occupational health and safety remain relatively low across all stages (17.5%, 23.07%, and 20.51%), suggesting insufficient emphasis on worker safety. No significant presence of forced or child labor is observed, with minimal responses recorded (0%, 2.56%, and 0%).

Resource and energy-related indicators highlight concerns regarding environmental sustainability. A significant proportion of respondents reported negative responses regarding adverse impacts on groundwater sources and water quality, with 52.5%, 51.28%, and 41.02% "No" responses across stages, indicating gaps in awareness or monitoring. The adoption of resource-efficient technologies remains low during pre-implementation (17.5%) and implementation (15.38%) but increases in the operational stage (41.02%), suggesting gradual adoption over time. Similarly, the use of improved cooking solutions such as Bandhu chula remains very low initially (2.5% and 2.56%) but improves in the operational stage (28.2%).

Community health and safety indicators show moderate to improving performance. The use of filtration systems increases from 0% in the pre-implementation stage to 15.38% during implementation and further to 41.02% in the operational stage. Prevention of waterlogging is evident during implementation (51.28%) but absent in other stages. Participation in CCAG groups shows moderate engagement across all stages (52.5%, 51.28%, and 41.02%), indicating community involvement but not at an optimal level.

Land-related safeguards demonstrate strong compliance in terms of avoiding disputes and involuntary resettlement. All land-related risks such as the use of khas or disputed land and fertile topsoil removal show 100% negative responses ("No") during implementation, indicating no such issues occurred. However, documentation-related indicators such as privately owned land (42.5%) and obtaining consent letters (10%) are only evident in the pre-implementation stage, reflecting the initial verification process.

Biodiversity conservation indicators show moderate performance. The occurrence of deforestation or tree cutting decreases from 22.5% in pre-implementation to 5.38% in implementation but slightly increases to 10.26% in the operational stage. Positive practices such as cultivation of herbs, shrubs, or vegetables increase significantly from 0% to 41.02% and further to 56.41%, indicating

improved environmental practices over time. No adverse impacts on endangered species or ecosystems are reported (100% “No” across all stages), indicating strong compliance in this area.

No Indigenous Peoples were identified in the project areas assessed under the RHL project. Therefore, Indigenous Peoples-related indicators were not applicable to the project activities. The previously reported 85% value should not be interpreted as Indigenous Peoples inclusion.

Social security-related indicators reveal several gaps in implementation. While some progress is observed during the implementation stage in areas such as equal opportunities (35.89%) and female worker safety (46.15%), these are not sustained in the operational stage. Discrimination in remuneration shows a high compliance during implementation (100%), indicating no such issues. However, awareness of sexual harassment remains moderate (50%, 51.28%, and 43.28%), and a high proportion of negative responses (95%, 100%, and 100%) indicates no reported incidents. Complaint mechanisms show very low utilization across all stages (2.5%, 2.56%, and 0%), suggesting limited awareness or accessibility.

Stakeholder engagement indicators demonstrate consistently strong performance across all stages. CCAG group meetings and local administration awareness show full compliance (100%) throughout the project lifecycle, indicating effective communication and coordination. The hiring of local workers is significant during implementation (97.43%) but not observed in other stages. No adverse health impacts are reported, as indicated by high negative responses (100% and 97.43% “No”), reflecting the absence of health-related risks.

Overall, the trend analysis clearly indicates that compliance is generally higher during the implementation stage due to active monitoring and supervision. However, a decline in several indicators during the operational stage highlights the challenge of sustaining environmental and social safeguard practices over time. Strengthening follow-up mechanisms, awareness programs, and long-term monitoring is essential to ensure continued compliance and sustainability of project outcomes.

6.2 Evaluation Against Environmental and Social Standards (ESS)

The implementation of the Resilient Homestead Design component was assessed against the safeguard principles outlined in the Environmental and Social Management Framework (ESMF) and the Environmental and Social Standards (ESS) adopted by PKSF.

The assessment indicates satisfactory compliance with the following safeguard areas:

- Environmental risk screening
- Pollution prevention measures
- Community health and safety
- Stakeholder consultation
- Land ownership verification
- Occupational health and safety
- Grievance Redress Mechanism
- Gender and social inclusion

- Biodiversity conservation

No major safeguard violations were identified within the monitored activities. Instead, the assessment suggests that safeguard implementation was generally effective, with opportunities for strengthening long-term monitoring after construction activities were completed.

6.3 Root Causes of Analysis

The stage-wise compliance analysis of the Resilient Homestead Design activity highlights several underlying factors influencing environmental and social performance across pre-implementation, implementation, and operational stages.

Monitoring Intensity Variation

Compliance is highest during the implementation stage due to active field supervision and regular monitoring. Indicators such as dust control, machinery maintenance, latrine distance, and stakeholder engagement show near full compliance at this stage. In contrast, the operational stage receives less monitoring, resulting in reduced adherence to environmental management and occupational health practices.

Temporary Nature of Construction Practices

Environmental mitigation measures like dust suppression, machinery maintenance, and use of environment-friendly vehicles are primarily applied during implementation and not continued in the operational stage. This contributes to lower compliance for environmental indicators, such as dust prevention and machinery management, after construction activities conclude.

Limited Sustained Awareness

Occupational health and safety awareness, PPE use, and social safeguard practices are moderately applied during implementation but decline in the operational stage. For example, awareness sessions on OHS and safe practices show reduced follow-up, indicating that behavioral change among beneficiaries is not fully sustained.

Resource and Technology Limitations

Adoption of resource-efficient technologies and improved cooking solutions (Bandhu chula) is initially low but improves gradually by the operational stage. This trend suggests that limited financial capacity or technical knowledge may restrict widespread uptake of sustainable technologies.

Persistent Environmental Risks

Water-related and pollution indicators such as groundwater impact, surface water quality, and GHG emissions show moderate risk across all stages. Partial compliance implies that while mitigation measures are in place, site-specific conditions and operational limitations prevent complete elimination of environmental risks.

Pre-Implementation Planning Strength

Strong compliance in land-related indicators (private land verification, obtaining consent letters, avoidance of disputed land) during pre-implementation demonstrates effective planning. Early-stage screening and proper documentation ensure no adverse impacts in land acquisition or involuntary resettlement.

Stakeholder Engagement Success

High CCAG participation and local administration awareness across all stages reinforce compliance in community-related and social indicators. Low complaint rates and effective grievance resolution indicate functioning stakeholder mechanisms, though awareness of GRM channels could be further strengthened.

6.4 Mitigation Measures

To strengthen safeguard compliance during future implementation phases, the following measures are recommended:

- Conduct regular post-construction safeguard monitoring.
- Organize periodic refresher training for beneficiaries.
- Continue environmental awareness campaigns at the community level.
- Strengthen digital monitoring through the ESIM and KoBo Toolbox systems.
- Increase field supervision during the operation and maintenance stage.
- Maintain proper documentation of safeguard compliance.
- Strengthen coordination among PKSF, DAM Foundation for Economic Development (DFED) and field staff.

Implementation of these measures would improve the long-term effectiveness of the Environmental and Social Management Framework.

6.5 Findings, Discussion and Recommendations

The assessment indicates that environmental and social safeguard implementation varied according to the nature of project activities and implementation stage. The implementation stage showed stronger performance for construction-related safeguards because regular supervision and monitoring were undertaken during active construction. Indicators such as dust prevention,

machinery maintenance, environment-friendly vehicle use, and worker-related safety measures were applicable primarily during this stage.

Several indicators were not applicable during the pre-implementation or operation and maintenance stages because the activities to which they relate were not undertaken during those periods. Therefore, N/A values should not be interpreted as non-compliance.

Land ownership verification, consent documentation, avoidance of disputed land, and screening for safeguard risks were primarily addressed during pre-implementation. All assessed project sites were located on privately owned land, and unresolved land ownership or acquisition issues were excluded from project financing.

Social safeguard mechanisms were generally maintained through stakeholder engagement, CCAG meetings, and grievance resolution. All reported grievances were resolved, indicating effective functioning of the grievance mechanism.

No Indigenous Peoples were identified in the assessed project areas; therefore, Indigenous Peoples-related indicators were not applicable. Similarly, no adverse impacts on endangered species or ecosystems were recorded.

To strengthen long-term safeguard performance, DAM Foundation for Economic Development (DFED) should maintain regular post-construction monitoring, provide periodic refresher awareness sessions, strengthen ESIM documentation, continue community engagement, and conduct periodic safeguard verification during operation and maintenance.

7. Conclusion

This internship study assessed the implementation of environmental and social safeguards under the Resilient Homestead Design component implemented by DAM Foundation for Economic Development (DFED) . The assessment was based on stage-wise ESIM monitoring data covering pre-implementation, implementation, and operation and maintenance activities.

The findings indicate that safeguard measures were implemented according to the nature and timing of project activities. Construction-related measures, including dust prevention, machinery maintenance, vehicle management, and worker safety, were primarily applicable during the implementation stage. Pre-implementation activities focused mainly on land ownership verification, consent documentation, environmental screening, and stakeholder consultation, while operation and maintenance activities focused on longer-term household and community practices.

The study also identified that some indicators should be interpreted as risk or occurrence indicators rather than direct compliance indicators. In addition, several construction-specific and Indigenous Peoples-related indicators were not applicable during certain stages. Therefore, N/A values should not be interpreted as non-compliance.

Overall, the assessment indicates that the ESMF provided a structured basis for managing environmental and social risks within the assessed component. Continued post-construction monitoring, community engagement, awareness activities, and proper documentation are recommended to maintain safeguard performance throughout the project cycle.

References:

Government of the People's Republic of Bangladesh. (2023). *Environment Conservation Rules, 2023*. Ministry of Environment, Forest and Climate Change, Dhaka.

Government of the People's Republic of Bangladesh. (1995). *Bangladesh Environment Conservation Act, 1995 (as amended)*. Ministry of Environment, Forest and Climate Change.

Green Climate Fund. (2022). *Environmental and Social Policy*. Green Climate Fund.

Palli Karma-Sahayak Foundation (PKSF). (2018). *Environmental and Social Management Framework (ESMF)*. PKSF, Dhaka.

World Bank. (2018). *Environmental and Social Framework*. World Bank.

Annex 1A- Indicator Table of the Design and Building Homestead Activity (January-December 2025):

ESS Indicators	Question	Responses	Pre-implementation (%)	Implementation (%)	Post-Implementation (%)	Mitigation Measures Taken
Environmental and Social Assessment	Is there any possibility of environmental pollution (soil, air, water) as a result of implementing the activities	Yes	47.5	48.71	35.89	
		No	52.5	51.28	64.10	
	Has the fertile topsoil been removed from the agricultural land?	Yes	0	0	0	
		No	0	100	0	
		Yes	0	0	0	

	Has the implementation of the activities had any adverse impact on the groundwater source (such as excessive water usage)?	No	52.5	51.28	41.02	
	Is there any possibility that the implementation of the activities may affect the quality of surface and groundwater?	Yes	0	0	0	
		No	52.5	51.28	41.02	
	Has any sexual harassment occurred?	Yes	0	0	0	
		No	95	100	100	
Labor and Working Conditions	Has any worker been injured during the implementation of the activities?	Yes	0	2.56	0	
		No	0	97.43	0	
	Is there a proper arrangement for safe drinking water and first aid at the workplace?	Yes	37.5	35.89	30.76	
		No	15	15.38	10.25	
	Is personal protective equipment (PPE) used to ensure protection of the workers?	Yes	0	0	0	
		No	0	51.28	0	
	Have any awareness sessions on occupational health and safety been conducted?	Yes	17.5	23.07	20.51	
		No	35	28.20	20.51	
	Were or are there any forced laborers or child laborers (≤ 16) employed	Yes	0	2.56	0	
		No	0	48.71	0	
	Do both women and men have equal opportunities for work?	Men	0	100	0	
		Women	0	0	0	
	Is the safety of female workers ensured?	Yes	0	46.15	0	
		No	0	2.56	0	
	Has anyone ever been/is being discriminated against in terms of remuneration?	Yes	0	100	0	
		No	0	0	0	
	Have any awareness sessions been conducted about sexual harassment?	Yes	50	51.28	43.28	
		No	50	48.71	56.41	
		Yes	0	89.74	92.30	

Resource Efficiency and Pollution Prevention	Has a distance of 30 feet been maintained between the water source and the latrine?	No	0	10.25	7.69	Use sand around the pit
	Have any measures (such as water spraying or covering with polythene) been taken to prevent dust from construction materials?	Yes	0	100	0	
		No	0	0	0	
	Are environment-friendly vehicles used for transporting construction materials and other goods to prevent air pollution?	Yes	0	89.74	0	
		No	0	10.74	0	
	Is there any possibility of greenhouse gas emissions (carbon dioxide, methane) as a result of the implementation of the activities?	Yes	52.5	51.28	41.02	1. Tree Planation 2. Compost Production 3. ICS use
		No	47.5	48.71	58.97	
	Have the machinery been properly maintained or lubricated to prevent noise pollution?	Yes	0	100	0	Use machinery in day time
		No	0	0	0	
	Are resource efficient technologies such as solar used to mitigate greenhouse gases?	Yes	17.5	15.38	41.02	
		No	35	35.08	0	
	Is Bandhu Chula (ICS) used to mitigate greenhouse gases?	Yes	2.5	2.56	28.20	
		No	47.5	48.71	12.82	
	Is there a filter system installed at the mouth of the pipe for rainwater harvesting?	Yes	0	15.38	41.02	
		No	0	35.89	0	
	Have the materials/equipment used in the activities been properly stored at a distance from roads and drains to prevent obstruction of water flow and waterlogging?	Yes	0	51.28	0	
		No	0	0	0	
Community Health, Safety,	Has the implementation of the activity had any adverse impact on the health of the local population?	Yes	0	0	2.56	
		No	0	100	97.43	

and Security	Are local workers hired to carry out activities?	Yes	0	100	100	
		No	0	0	0	
Land Acquisition, Restrictions on Land Use, and Involuntary Resettlement	Is the land used for the activities privately owned?	Yes	42.5	0	0	
		No	10	0	0	
	If the land is owned by the husband/father/another family member, has a no-objection or consent letter been obtained?	Yes	10	0	0	
		No	0	0	0	
	Has the project activity been or is being implemented on government khas land or any disputed land?	Yes	0	0	0	
		No	100	0	0	
Biodiversity Conservation and Sustainable Management of Living Natural Resources	Has there been any incident of deforestation or tree cutting, or is there any possibility of such an event due to implementation of the project activities?	Yes	22.5	5.38	10.26	
		No	77.5	84.61	89.74	
	Have grass, shrubs, trees, or vegetables been cultivated on homesteads, embankments, or pond banks?	Yes	0	41.02	58.97	
		No	0	56.41	43.58	
	Is the activity having or likely to have any adverse impact on any endangered species, biodiversity, or ecosystem?	Yes	0	0	0	
		No	100	100	100	
Indigenous People	Has any indigenous community been included in the implementation of the activity?	Yes	0	0	0	
		No	85	0	0	
	Has free prior written consent been obtained from the indigenous community for their inclusion in the activity?	Yes	0	0	0	
		No	0	0	0	
	Has the implementation of the activity ensured respectful recognition of the human rights, identity, social customs, religious and cultural practices of the indigenous community?	Yes	0	0	0	
		No	0	0	0	

	Has equal rights for the indigenous community, similar to those of the mainstream population, been ensured in the project activities?	Yes	0	0	0	
		No	0	0	0	
Stakeholder Engagement and Information Disclosure	Have there been any complaints or obstacles encountered in the implementation of the activities?	Yes	2.5	2.56	0	
		No	97.5	97.43	100	
	Has the complaint or grievance been properly resolved?	Yes	2.5	2.56	0	
		No	0	0	0	
	Have you participated in any CCAG Group awareness-raising sessions on dealing with various natural disasters such as cyclones?	Yes	100	100	100	
		No	0	0	0	
	Has the implementation of the activity involved discussion in CCAG group meetings and given priority to the opinions of the community?	Yes	100	100	100	
		No	0	0	0	
	Is the local administration aware of the project activities?	Yes	100	100	100	
		No	0	0	0	